

Allison 1000/2000 Series (2000 - Up)

5 Speed RWD (Electronic Control)

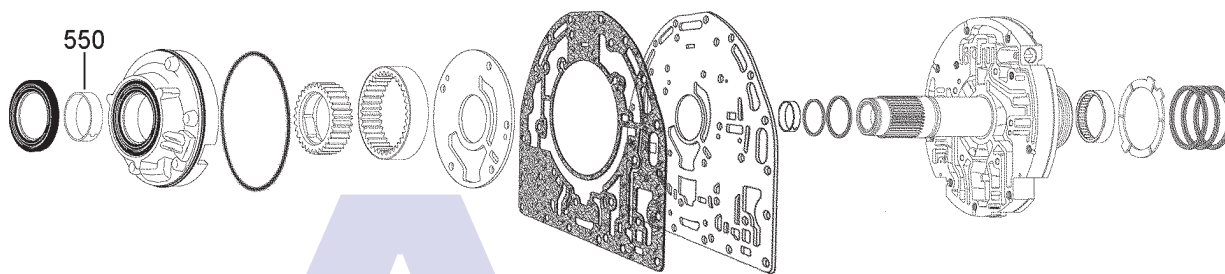


AUTOMATIC CHOICE



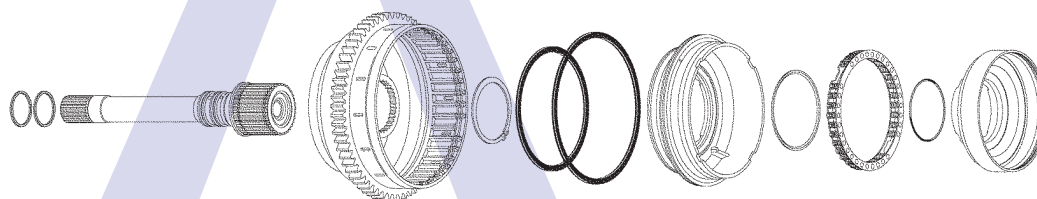
THE AUTOMATIC TRANSMISSION PARTS WAREHOUSE

A




Oil Pump Assembly

B



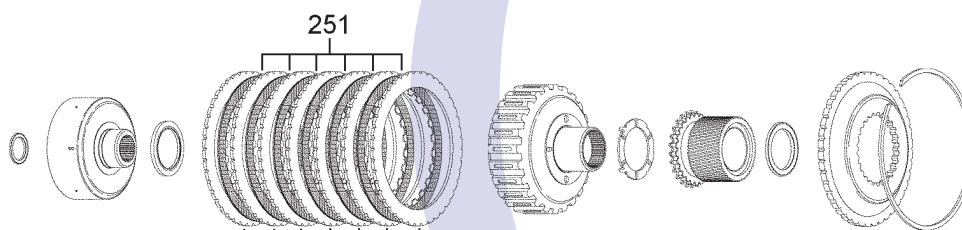
'C1'/'C2' Clutch Housing

C



'C1' Clutch

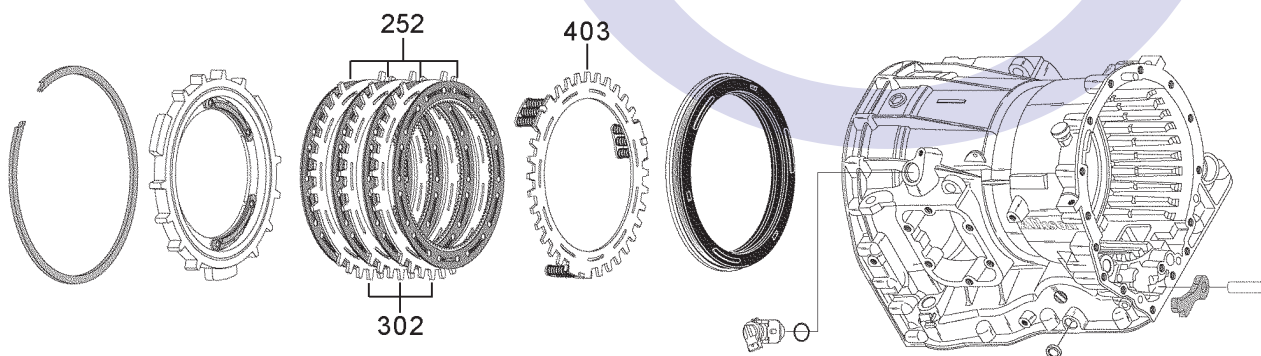
D



'C2' Clutch

'P1' Sun Gear

E



'C3' Clutch

Allison 1000/2000 Series (2000 - Up)

5 Speed RWD (Electronic Control)

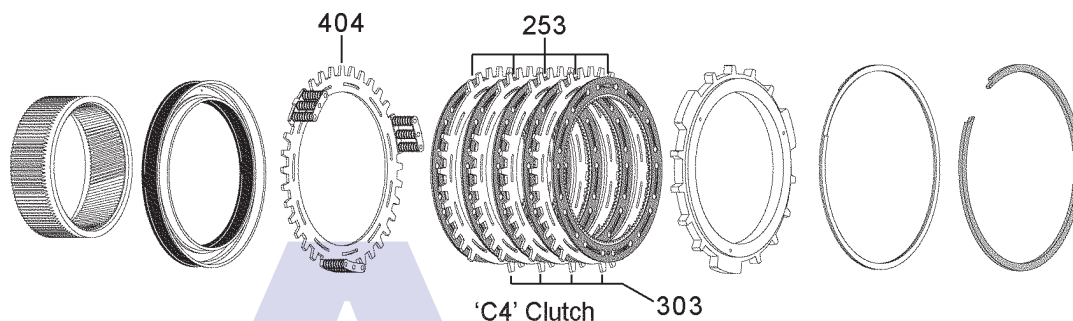


AUTOMATIC CHOICE

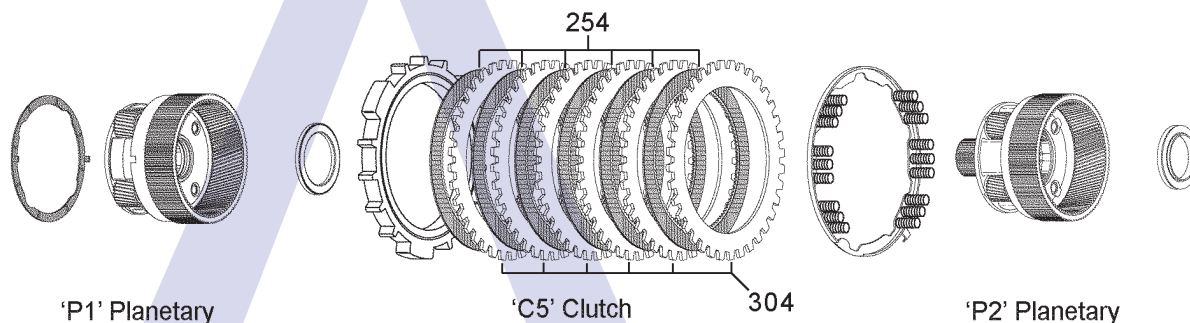


THE AUTOMATIC TRANSMISSION PARTS WAREHOUSE

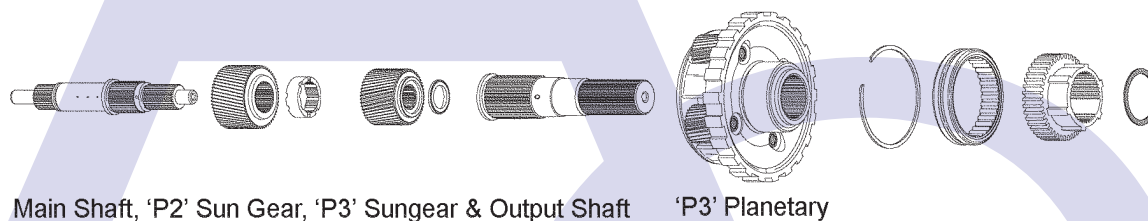
F



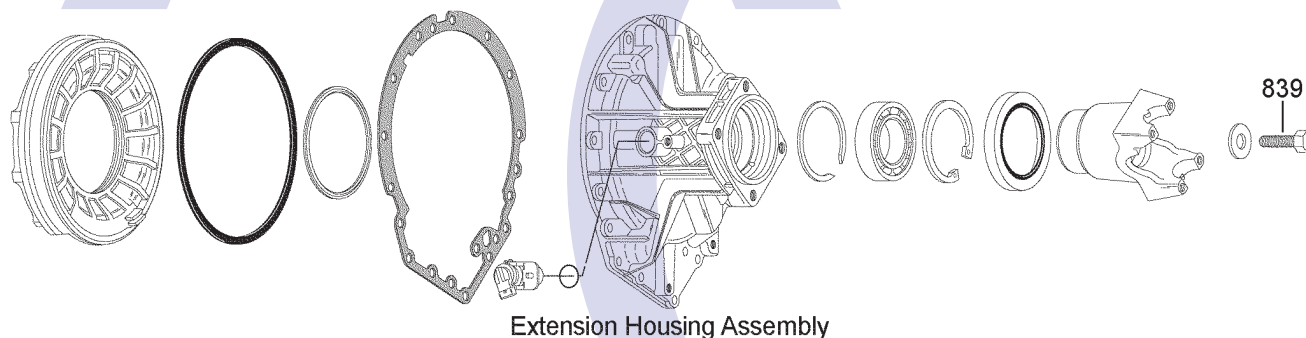
G



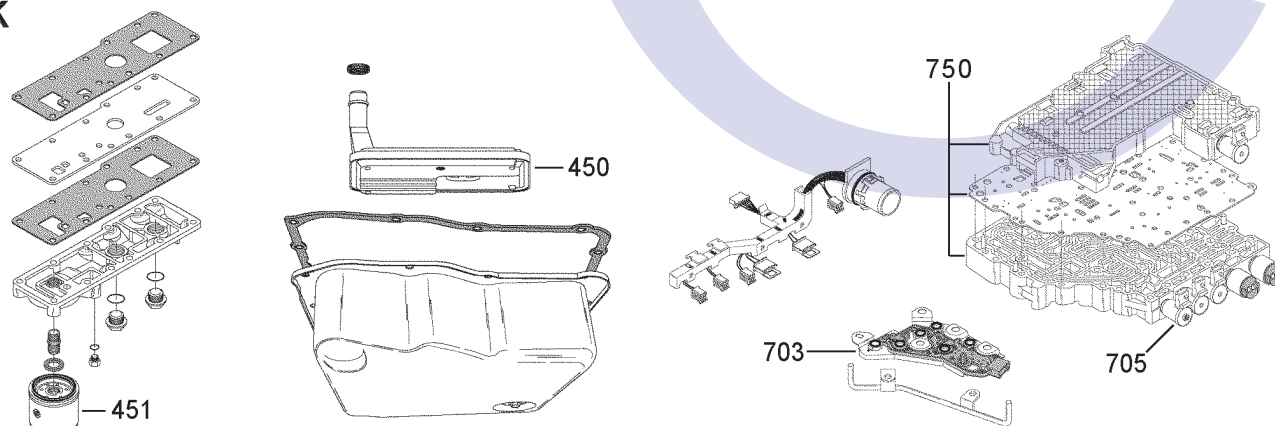
H



J



K



Allison 1000/2000 Series (2000 - Up)

5 Speed RWD (Electronic Control)



AUTOMATIC CHOICE



THE AUTOMATIC TRANSMISSION PARTS WAREHOUSE

ILL NO.	DESCRIPTION	YEARS	QTY	PART NO
KITS				
Kit	Banner Kit (Less Steels Precision) (Without Moulded Pistons).....	00-05	1	AT100.BAK01
Kit	Master Overhaul Kit (With Bonded Pistons)	00-05	1	AT100.MOHK01
Kit	Overhaul Kit (Precision) (Without Bonded Pistons)	00-05	1	AT100.OHK01
Kit	Overhaul Kit (Transtec) (With Bonded Pistons)	00-05	1	AT100.OHK02
Kit	Overhaul Kit (Transtec) 4th Generation (With Bonded Pistons)	06-ON	1	AT100.OHK03
GASKETS				
RUBBER COMPONENTS				
METAL CLAD SEALS				
MOULDED PISTONS				
SEALING RINGS				
FRICTION PLATES				
250C	'C1' Clutch (External Teeth) (82mm ID x 2.50mm x 36T)	00-ON	6	AT100.FRP01
251D	'C2' Clutch (190.5mm OD x 2.46mm x 24T)	00-ON	6	AT100.FRP02
252E	'C3' Clutch (220.2mm ODx2.46mm x117T)	00-ON	4	AT100.FRP03
253F	'C4' Clutch (220.2mm ODx2.46mm x117T)	00-ON	5	AT100.FRP03
252E	'C5' Clutch (220.2mm ODx2.49mm x115T)	00-ON	6	AT100.FRP04
STEEL PLATES				
300C	'C1' Clutch (Internal Teeth) (120mm OD x 2.20mm x 34T) ..	00-ON	6	AT100.STP01
301D	'C2' Clutch (160mm ID x 2.18mm x 42T)	00-ON	7	AT100.STP02
302E	'C3' Clutch (180.6mm ID x 2.48mm x 27T) ..	00-ON	3	AT100.STP03
303F	'C4' Clutch (180.6mm ID x 2.48mm x 27T) ..	00-ON	4	AT100.STP03
304G	'C5' Clutch (180.5mm ID x 2.49mm x 36T) ..	00-ON	5-6	AT100.STP05
304G	'C5' Clutch Selective (180.5mm ID x 1.98mm x 36T) ..	00-ON	AR	AT100.STP06
304G	'C5' Clutch Selective (180.5mm ID x 3.00mm x 36T) ..	00-ON	AR	AT100.STP07

ILL NO.	DESCRIPTION	YEARS	QTY	PART NO
PRESSURE PLATES				
403E	Apply Plate 'C3' Clutch.....	00-ON	1	AT100.STP04
404F	Apply Plate 'C4' Clutch.....	00-ON	1	AT100.STP04
SPRINGS & CIRCLIPS				
FILTERS				
450K	Pick Up Filter (Black) (Shallow Pan).....	00-ON	1	AT100.FIL01
450K	Pick Up Filter (White) (Deep Pan).....	00-ON	1	AT100.FIL02
451K	External Spin On Filter.....	00-ON	1	AT100.FIL03
BUSHINGS				
550A	Pump Body	00-ON	1	AT100.BUS01
THRUST WASHERS & BEARINGS				
ELECTRICAL COMPONENTS				
703K	Pressure Manifold Switch	00-ON	1	4T40E.ELE01
705K	TCC Solenoid 'F' (PWM).....	00-ON	1	4L60E.SOL01
VALVE BODY PARTS				
750K	Valve Body (Remanufactured) ..	00-02	1	AL1000.VB01
NI	Spring, Converter Relief Valve..	00-ON	1	AT100.SPR01
NI	Spring, Lubrication Regulator (OEM)	00-ON	1	AT100.SPR02
NI	Spring, Lubrication Regulator (Sonnax® Click here for info).....	00-03	1	AT540.SPR01
NI	'E' Shift Valve Spring (Sonnax® Click here for info).....	00-ON	1	AT100.VA01
NI	'E' Shift Valve Bore Sizing Tool (Use with AT100.VA01) (Sonnax® Click here for info).....	00-ON	1	AT100.VA02
HARD PARTS				
839J	Bolt, Rear Flange	00-ON	1	AT100.NUT01
NI	4x4 Adaptor Housing (AT1000) ..	00-ON	1	AT100.EXT01
SPECIAL ITEMS				
TOOLS & MANUALS				
NI	Repair Manual (ATSG).....	00-ON		AT100.MAN01