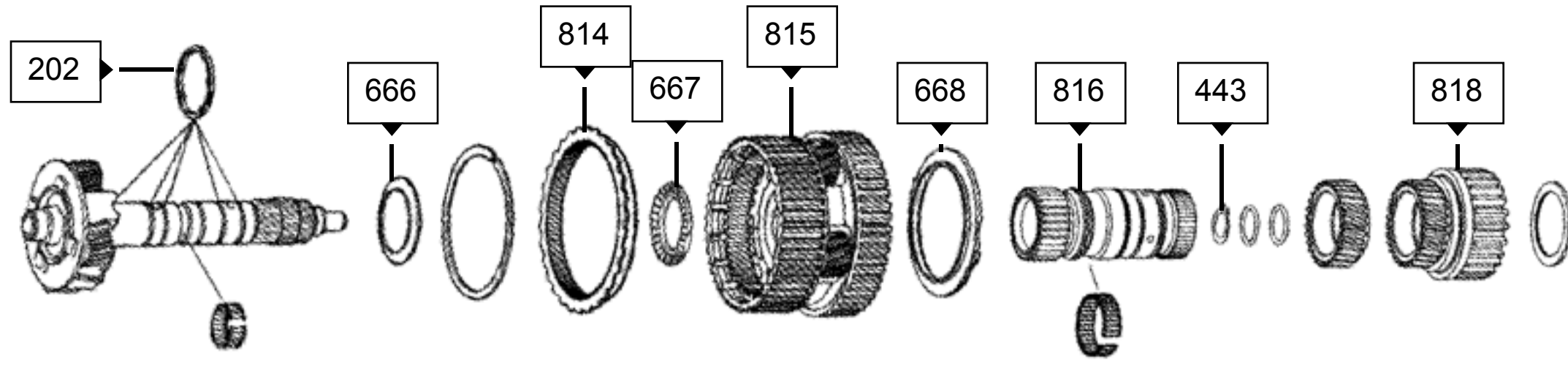
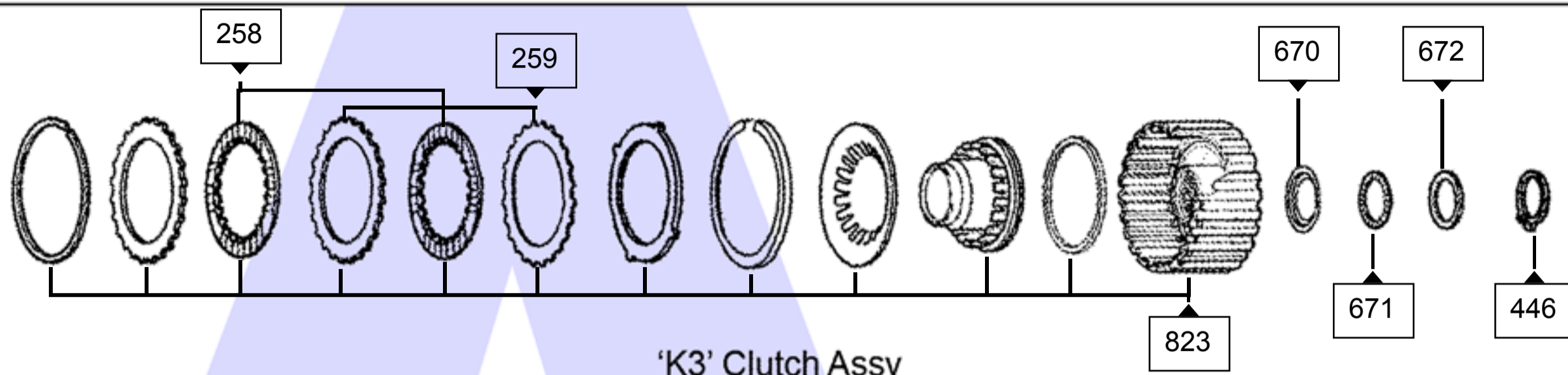
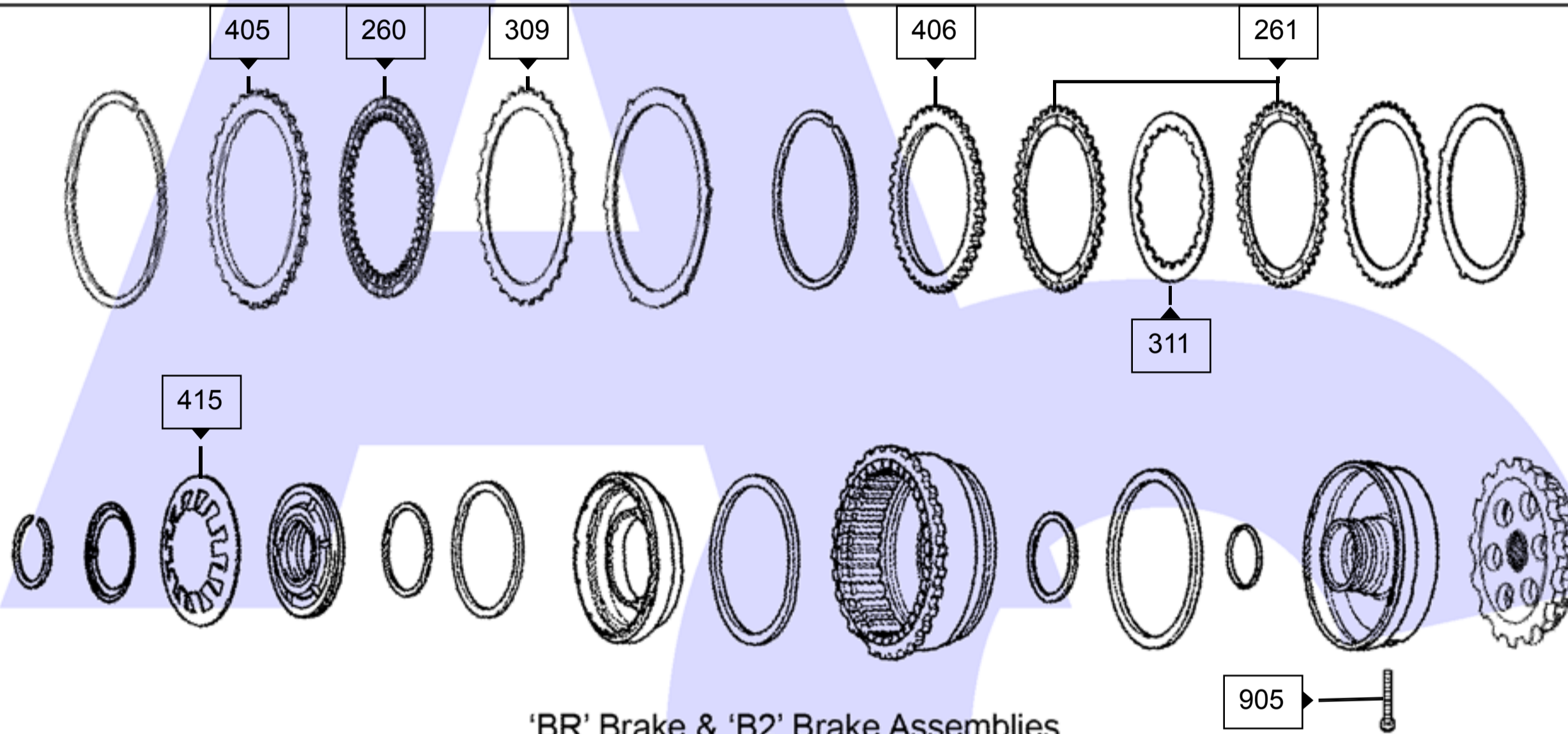


F

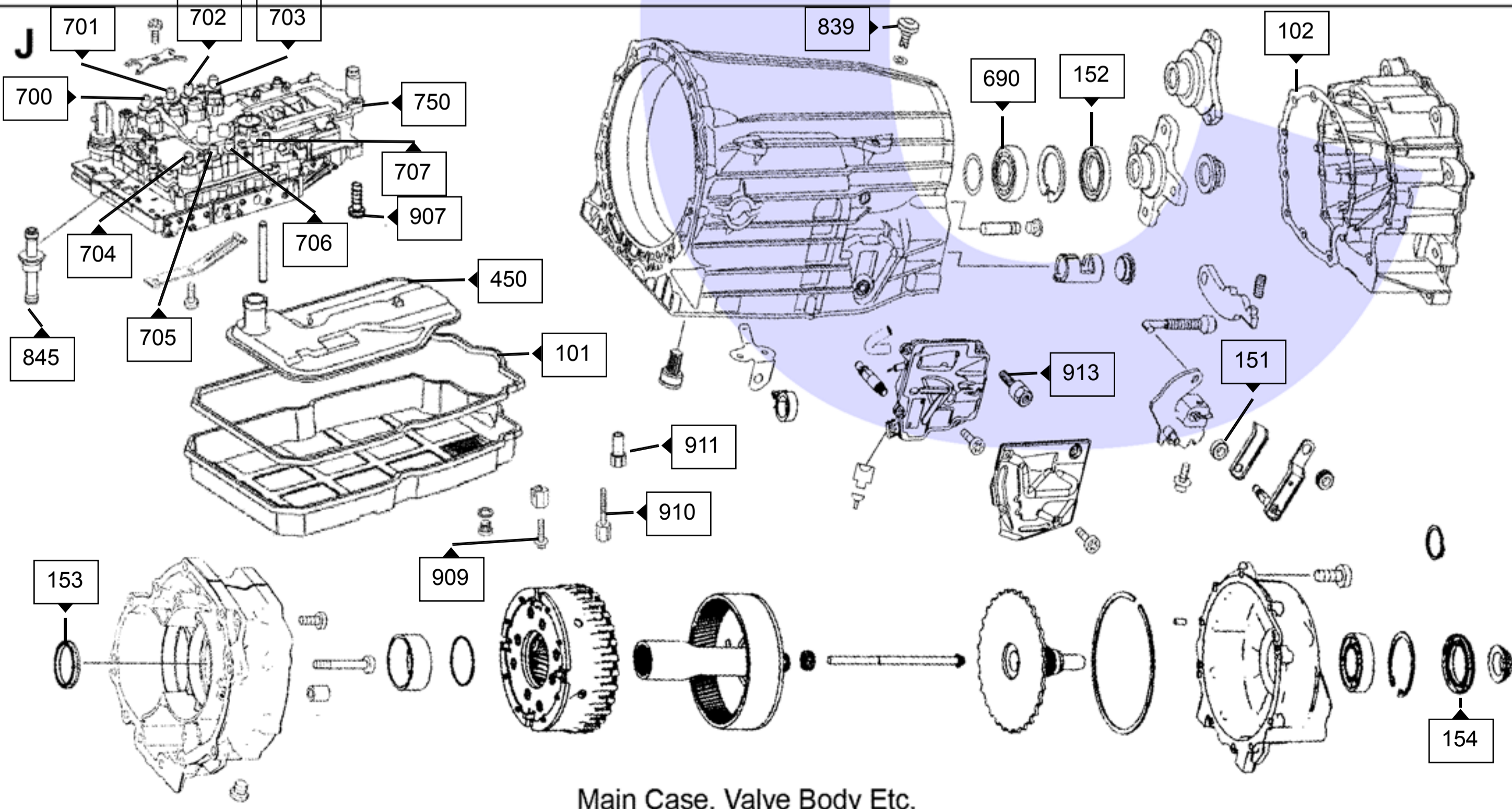
Middle & Rear Planetary Assy

G

'K3' Clutch Assy

H

'BR' Brake & 'B2' Brake Assemblies

J

Main Case, Valve Body Etc.

Bearings (000174)

REF	DESCRIPTION	QUANTITY	PART NO
690	722.6 SERIES OUTPUT ROLLER BEARING	1	M140.BE04
651	# 722.9 NEEDLE BEARING PUMP SUPPORT NLA SEE MEMO	1	M215.BE01
654	722.901 BRG CLUTCH CARRIER 68x99.8x11.7	1	M215.BE02
656	722.9 ROLLER BRG INPUT SHAFT (FR SERIAL # 3572766 - 08/11)	1	M215.BE03
656	# 722.9 ROLLER BRG INPUT SHAFT (TO SERIAL # 3572765- 08/11)	1	M215.BE04

Electrical Parts (000250)

REF	DESCRIPTION	QUANTITY	PART NO
700 / 702 / 704 / 707	# MERC 722.8/9 SOLENOID BLUE CAP TCC	1	M215.SOL01
701 / 703 / 705 / 706	# MERC 722.8/9 SOLENOID BLACK CAP	1	M215.SOL02
700 / 702 / 704 / 707	MERC 722.8/722.9 MB SOLENOID BLUE CAP	1	M215.SOL11
701 / 703 / 705 / 706	MERC 722.8/722.9 MB SOLENOID BLACK CAP	1	M215.SOL12

Filters (000150)

REF	DESCRIPTION	QUANTITY	PART NO
450	# MERCEDES 7G-TRONIC 722.900 FILTER OEM 2003-	1	M215.FIL01
450	MERCEDES 7G-TRONIC 722.9 FILTER 2003- (FILTRAN)	1	M215.FIL02
450	# MERCEDES 722.9 BLUE EFFICIENCY OR STOP/START OEM	1	M215.FIL03
450	#MERCEDES 7G-TRONIC 722.900 FILTER 2003-	1	M215.FIL11
450	# MERCEDES 722.9 BLUE EFFICIENCY OR STOP/START AM	1	M215.FIL13

Friction Plate Kits (000135)

REF	DESCRIPTION	QUANTITY	PART NO
	#722.900 FRICTION KIT	1	M215.FRK01
	722.9 FRICTION KIT AM	1	M215.FRK21
	7229 FRICTION KIT 04- ALTO	1	M215.FRK52

Friction Plates (000130)

REF	DESCRIPTION	QUANTITY	PART NO
261	#722.600/722.900 B2 FRIC 1.6MM 40 TEETH BW	4-5	M140.FRP04
260	#722.600 B3 / 722.900 BR BRAKE FRICTION	3-5	M140.FRP05
250 / 254	722.9 B1+B3 FRICTION INNER	2- 4	M215.FRP02
250 / 254	722.9 B1 = B3 FRICTION INNER AM	2 - 4	M215.FRP22
251 / 255	722.9 B1+B3 FRICTION OUTER	2 - 4	M215.FRP01
251 / 255	722.9 B1 + B3 FRICTION OUTER AM	2 - 4	M215.FRP21
252	722.9 K1 FRICTION INTERNAL TEETH AM	5	M215.FRP23
253	722.9 K1 FRICTION EXTERNAL TEETH AM	5	M215.FRP24
256	722.9 K2 FRICTION INNER	5 - 6	M215.FRP05
256	722.9 K2 FRICTION INTERNAL TEETH AM	5 - 6	M215.FRP25
257	722.9 K2 FRICTION OUTER	5 - 6	M215.FRP06
257	722.9 K2 FRICTION EXTERNAL TEETH AM	5 - 6	M215.FRP26
258	722.9 K3 FRICTION INTERNAL TEETH AM	5	M215.FRP27
259	722.9 K3 FRICTION EXTERNAL TEETH AM	5	M215.FRP28

Gasket & Seal Kits (000115)

REF	DESCRIPTION	QUANTITY	PART NO
	722.9 STOP/START AUX PUMP SERVICE KIT	1	M215.ORK02

Gaskets (000120)

REF	DESCRIPTION	QUANTITY	PART NO
100	# 722.9 RUBBER MOULDED PUMP GASKET 2003- (check box code)	1	M215.GAS02
100	# 722.9 RUBBER MOULDED PUMP GASKET 2003- (check box code)	1	M215.GAS04
101	# MERCEDES 7G-TRONIC 722.900 PAN GASKET	1	M215.GAS01
101	722.9 GASKET OIL PAN - OEM	1	M215.GAS11
102	# 722 900 4WD EXTENSION HOUSING GASKET	1	M215.GAS03

Hard Parts (000240)

REF	DESCRIPTION	QUANTITY	PART NO
806	# 722.9 B1 CLUTCH HUB/STATOR SUPPORT (SEE MEMO)	1	M215.SUP01
807	# 722.9 K1 DRUM ASSY	1	M215.DRU01
812	722.9 DRUM K2	1	M215.DRU03
814	# 722.9 OUTER GEAR REAR PLANET	1	M215.PL02
815	# 722.9 REAR PLANET - CHECK BOX CODE	1	M215.PL01
816	277.9 INNER SUN GEAR CENTRE PLANET	1	M215.SUN02
818	722.9 REAR SUNGEAR	1	M215.SUN01
823	722.9 K3 DRUM ASSY COMPLETE WITH FRICTIONS	1	M215.DRU02

Metal Clad Seals (000125)

REF	DESCRIPTION	QUANTITY	PART NO
152 / 154	# 722.600/900 EXT SEAL 42 X 62 X 8/9	1	M140.MCS02
150	# PUMP SEAL 58MM O.D. 722.3/5 722.600/800/900	1	MERC126.MCS01
	722.9 (LATE) CLAD SEAL - TO COVER 222250 DEEP COVER	1	Z-MB-MCS215
153	722.900 4WD ADAPTOR HOUSING SEAL	1	M215.MCS03

Overhaul Kits (000110)

REF	DESCRIPTION	QUANTITY	PART NO
	722.900 7 SPEED O/H KIT 2003-UP	1	M215.OHK01
	722.900 7 SPEED TRANSTEC O/H KIT 2003-UP	1	M215.OHK02
	722.900 TRANSTEC WITH BONDED RUBBER INTER PLATE	1	M215.OHK03
	722.9 OVERHAUL KIT UV	1	M215.OHK06
	722.9 OVERHAUL KIT 4WD	1	M215.OHK07
	722.9 OVERHAULKIT MERCEDES - OE	1	M215.OHK11
	M215/722.9 OVERHAUL KIT 7SP	1	M215.OHK51

Piston Kits (000225)

REF	DESCRIPTION	QUANTITY	PART NO
	"NAK" # 722.9 MOULDED PISTON KIT B1 B3 K1	1	M215.PISKIT51

Sealing Ring & O-Ring Kits (000195)

REF	DESCRIPTION	QUANTITY	PART NO
	722.9 SOLENOID O RING KIT	1	M215.ORK01
	722 900 SEALING RING KIT	1	M215.SRK01

Small Hard Parts (000220)

REF	DESCRIPTION	QUANTITY	PART NO
	722.9 NUT KIT CARS	1	M215.NUT10
	722.9 NUT KIT 4x4	1	M215.NUT11
410	722.9 B1 DIAPHRAGM	1	M215.DIA01
431	722.9 B1 DIAPHRAGM RETAINING CLIP upto serial # 0655256	1	M215.CIR01
431	722.9 B1 DIAPHRAGM RETAINING CLIP from serial # 0655257	1	M215.CIR02
432 / 437	722.9 CIRCLIP B1/B3 CLUTCH 2.6MM	1	M215.CIR08
432 / 437	722.9 CIRCLIP B1/B3 CLUTCH 2.9MM	1	M215.CIR09
432 / 437	722.9 CIRCLIP B1/B3 CLUTCH 3.2MM	1	M215.CIR10
432 / 437	722.9 CIRCLIP B1/B3 CLUTCH 3.5MM	1	M215.CIR11
432 / 437	722.9 CIRCLIP B1/B3 CLUTCH 3.8MM	1	M215.CIR12
435	722.9 CIRCLIP K1 CLUTCH 2.6MM	1	M215.CIR03
435	722.9 CIRCLIP K1 CLUTCH 2.9MM	1	M215.CIR04
435	722.9 CIRCLIP K1 CLUTCH 3.2MM	1	M215.CIR05
435	722.9 CIRCLIP K1 CLUTCH 3.5MM	1	M215.CIR06
435	722.9 CIRCLIP K1 CLUTCH 3.8MM	1	M215.CIR07
802	722.9 BREATHER CAP CHECK CODES	1	M215.BRE01
803	722.9 BREATHER PIPE CHECK CODES	1	M215.BRE02
845	722.900 OIL TUBE UNDER VALVE BODY	1	M215.TU01
900	# 722.9 B /H TO CASE ALUM. BOLTS (17 PER TRANS)	17	M215.NUT01
901	#722.9 bell housing to B1 clutch 6mm steel bolts 11 per box	11	M215.NUT05
902	# 722.9 BOLT PUMP BODY (7 PER BOX)	7	M215.NUT12
903	722.9 OIL TUBE AUX PUMP TO BELL HOUSING (Stop/Start)	2	M215.TU04
905	# 722.9 B2 CLUTCH HUB TO MAIN CASE BOLT (2 PER TRANS)	2	M215.NUT06
907	# 722.9 VALVE BODY TO CASE ALUMINIUM BOLTS (10 PER TRANS)	10	M215.NUT02
909	# 722.9 PAN BOLT STANDARD HEAD (6 PER BOX)	6	M215.NUT04
910	# 722.9 PAN BOLTS WITH THREADED HEAD FOR AUX FIXING	6	M215.NUT03
911	722.900 OIL LEVEL TUBE (WHITE)	1	M215.TU02
911	722.900 OIL LEVEL TUBE (GREEN)	1	M215.TU03
913	722.9 NUT FOR INTELEGENT SERVO MODULE	1	M215.NUT07

Pistons (000221)

REF	DESCRIPTION	QUANTITY	PART NO
171	# 722.901 B1 MOULDED PISTON 2003- CHECK CODES	1	M215.PIS01
171	# 722.9 B1 MOULDED PISTON CHECK CODES	1	M215.PIS04
174	# 722.900 B3 MOULDED PISTON 2003	1	M215.PIS03
176	# 722.9 K2 SPRING RETAINER Needs D Ring - 03/07/08	1	M215.PIS02
176	# 722.9 K2 SPRING RETAINER Needs D Ring 03/07/08 -	1	M215.PIS05

Sealing Rings & O-Rings (000190)

REF	DESCRIPTION	QUANTITY	PART NO
120	722.600 PUMP ORING	1	M140.OR01
126	# 722.9 K2/ M140 B2 DAMPER D -RING	1	M215.OR05

Specials & Oils (000260)

REF	DESCRIPTION	QUANTITY	PART NO
	# MERC OIL 1 LTR 722.6 + 722.9 ATF-134 (RED)	1	OIL.600
	# MERC OIL 5 LTR 722.6 + 722.9 ATF-134 (RED)	1	OIL.601
	# MERC OIL 1L 722.9 LOW FRICTION TRANS ATF-134FE (BLUE)	1	OIL.602
	# MERC OIL 5L 722.9 LOW FRICTION TRANS ATF-134FE (BLUE)	1	OIL.604

Steel Plate Kits (000145)

REF	DESCRIPTION	QUANTITY	PART NO
	722.9 STEEL KIT 04 - ALTO	1	M215.STK52

Steel Plates (000140)

REF	DESCRIPTION	QUANTITY	PART NO
	722.9 BR STEEL PLATE	1	M215.STP61
	722.9 B2 STEEL PLATE	1	M215.STP62

Torque Converter Parts (000320)

REF	DESCRIPTION	QUANTITY	PART NO
	CONV. IMPELLER HUB 90 BUTT STYLE - MB 722.6	1	Z-MB-90-5G
	HUB IMPELLER - BUTT BEARING 722.6/722.9	1	Z-MB-90-6G
	CONV. 722.6 FRONT COVER BUSH 272MM/290MM CONVERTER	1	Z-MB-B-1
	CONV. CLUTCH PERFORMANCE KIT	1	Z-MB-CP-10K
	722.6 L/U CLUTCH RELEASE KIT	1	Z-MB-CP-11K
	722.6/722.9 L/U PRESSURE PLATE .142 THICK	1	Z-MB-CP-12
	722.9 (LATE) CLUTCH PLATE (STEEL - 36T INT - .071" THK)	1	Z-MB-CP-14S
	722.9 (LATE) CLUTCH PLATE (STEEL - 36T INT - .079" THK)	1	Z-MB-CP-15S
	CONV. CLUTCH PLATE KIT MB 722.6/722.9	1	Z-MB-CP-272KBW
	CONV. 722.6 STEEL CLUTCH KIT	1	Z-MB-CP-3KR
	722.600 T/C LOCK-UP PRESSURE PLATE	1	Z-MB-CP-4K
	# MERC 722.6 T/C CLUTCH PLATES 272MM	1	Z-MB-CP-7KBW
	722.9 (LATE) CLUTCH PLATE	1	Z-MB-CP-8
	722.9 (LATE) CLUTCH PLATE (TABS : 40)	1	Z-MB-CP-8BW
	722.9 (LATE) BOLT & WASHER KIT	1	Z-MB-FN-2K
	CONV. HUB FRONT COVER INC SSR & BUSH	1	Z-MB-HB-1K
	CONV. 722.6/9 THRUST BRG 3 TADS 65.8 x 43.5 x 5	1	Z-MB-N-1
	CONV. 722.6/9 THRUST BRG NO TADS 75.75 x 55 x 5	1	Z-MB-N-2
	CONV. 722.6/9 THRUST BRG NO TADS 51.6 x 33.2 x 4	1	Z-MB-N-3
	CONV. 722.9 (LATE) THRUST BEARING - FRONT COVER	1	Z-MB-N-4
	CONV. 722.9 (LATE) THRUST BEARING - TURBINE SIDE	1	Z-MB-N-5
	722.900 (LATE) T/C SEAL - COMPUND FINGER JOINT	1	Z-MB-O-10
	722.900 T/C OUTER PISTON SEAL	1	Z-MB-O-11V
	# 722.900 T/C INNER PISTON SEAL	1	Z-MB-O-12V
	CONV. M140 D-RING PISTON OUTER	1	Z-MB-O-2V
	CONV. 722-6 SEAL RING INNER PISTON	1	Z-MB-O-4V
	CONVERTER 722-6 SEALING RING TURBINE SHAFT	1	Z-MB-O-5V
	CONV. SEAL - INNER PISTON	1	Z-MB-O-6V
	CONV. SEAL - OUTER PISTON	1	Z-MB-O-7V
	CONV. SNAP RING/SELECTIVE 2.53mm THK	1	Z-MB-SR-2
	CONV. SNAP RING/ SELECTIVE 2.95mm THK	1	Z-MB-SR-3
	1 5/8 DIA TC NECK COVER (PURPLE)	1	Z-MI-HC-P

Torque Converters N (000300)

REF	DESCRIPTION	QUANTITY	PART NO
	722.9 WET START CLUTCH (SL63 C63 AMG MCT)THIS IS NOT A T/C	1	M215.TC001
	# 722.9 CONVERTER 221 250 1402 / 221 250 2102	1	M215.TC01
	722.9 CONVERTER 221 250 1502	1	M215.TC02
	*** USE M140.TC38 *** 722-9 CONVERTER 221 250 1002	1	M215.TC04
	USE M140.TC35 722.900 CONVERTER 209 250 0902	1	M215.TC05
	722.9 CONVERTER 209 250 0602	1	M215.TC06
	722.9 CONVERTER 221 250 1602	1	M215.TC07
	722.9 CONVERTER 221 250 2202	1	M215.TC08
	722.9 CONVERTER 221 250 1702	1	M215.TC09
	722.9 CONVERTER 221.250 0102	1	M215.TC10
	722.6 722.9 converter 221 250 0302	1	M215.TC11
	722.6 722.9 CONVERTER 212 250 0302 (722-686)	1	M215.TC12
	USE M140.TC21 722.9 CONVERTER 221 250 13 02	1	M215.TC13
	722.900 CONVERTER - 221 250 0802	1	M215.TC14
	722.900 CONVERTER 722 250 0802	1	M215.TC15
	722.9 CONVERTER 221 250 28 02	1	M215.TC16
	722.9 converter 221 250 0502	1	M215.TC17
	722.9 222 250 05 02	1	M215.TC18
	CONVERTER 722.683 221 250 3302 NEW (EXCHANGE)	1	M215.TC18A
	# M140/M215 TC 250CDi 212 250 0202	1	M215.TC19
	212 250 0502 C220	1	M215.TC20
	722.9 CONVERTER 222 250 01 02	1	M215.TC21
	722.9 converter 212 250 0602	1	M215.TC22
	722.9 TC 212 250 0402	1	M215.TC23
	722.9 TC 222 250 0002	1	M215.TC24
	722.9 TC 222 250 0202	1	M215.TC25
	722.9 TC 222 250 0302	1	M215.TC26
	722.9 TC 222 250 0402 (merc supersedes this to 222 250 0502)	1	M215.TC27
	722.9 TC A 222 250 0502 2014 Sprinter Van	1	M215.TC28
	722.9 TC 222 250 0602	1	M215.TC29
	*** Use M215.TC13 *** MERC VITO TC 2010 212 250 0302	1	M215.TC30
	MERC CONVERTER 221 250 33 02	1	M215.TC31
	722.9 CONVERTER 221 250 2502	1	M215.TC32
	722.9 CONVERTER 221 250 3502	1	M215.TC33
	CONVERTER 722.902/962 221 250 2302	1	M215.TC34
	CONVERTER 722.909/967 231 250 0002	1	M215.TC35
	CONVERTER 722.904/961 231 250 0102	1	M215.TC36
	CONVERTER 722.905 231 250 0202	1	M215.TC37
	CONVERTER 722.909 231 250 03 02	1	M215.TC38
	CONVERTER 722.909/967 231 250 0402	1	M215.TC39
	CONVERTER 722.968/969/993/994/995 231 250 0502	1	M215.TC40
	CONVERTER 722.968,969,994,995 231 250 0602	1	M215.TC41
	CONVERTER 722.932 231 250 0702	1	M215.TC42
	CONVERTER 722.972/904/961 231 250 0802	1	M215.TC43
	# 722.9 CONVERTER 221 250 1802 C350	1	M215.TC44
	722.9 CONVERTER NEW 221 250 1402	1	M215.TC51

Transfer Case Parts (4x4) (000400)

REF	DESCRIPTION	QUANTITY	PART NO
	MERC ML 4 MATIC BEARING - one per Transfer Unit	1	Y4MATIC.BE01
	MERC ML 4 MATIC BEARING three per Transfer Unit	3	Y4MATIC.BE02

Transmission Tools N (000280)

REF	DESCRIPTION	QUANTITY	PART NO
	M215 722-9 TESTPLATE FOR TESTER TOOL.139	1	M215.TOOL01
	VALVE BODY STRIPPING TRAY	1	TOOL.03
	H GAUGE CLEARANCE GAUGE	1	TOOL.05
	TRANS FLUID FILL ADAPTORS + 10L PUMP	1	TOOL.201
	TRANS FLUID FILLER PUMP 5 LTR	1	TOOL.202
	TRANS FLUID FILLER PUMP 10 LTR	1	TOOL.203
	TRAN FLUID FILLER ADAPTOR 722.900	1	TOOL.210
	T-1081 SEAL REMOVER	1	TOOL.41

Valve Body N (000241)

REF	DESCRIPTION	QUANTITY	PART NO
		1	
750	NLA 722.9 VALVEBODY REBUILD CASTING #1306 TCM NOT included	1	M215.VB02
750	NLA 722.9 VALVEBODY REBUILD CASTING #1406 TCM NOT included.	1	M215.VB03
750	NLA 722.9 VALVEBODY REBUILD CASTING #2106 TCM NOT included	1	M215.VB04
750	NLA 722.9 VALVEBODY REBUILD CASTING #2406 TCM NOT included.	1	M215.VB05
750	NLA 722.9 VALVEBODY REBUILD CASTING #2906 TCM NOT included.	1	M215.VB06

Valve Body Parts (000262)

REF	DESCRIPTION	QUANTITY	PART NO
	722.9 OVERSIZE K3 SHIFT VALVE KIT	1	M215.VA01
	722.9 OVERSIZE LUBRICATION PRESS REG VALVE KIT	1	M215.VA03
	M215/722.9 OVERSIZED WORKING PRESSURE REGULATOR VALVE	1	M215.VA05
	M215/722.9 OVERSIZED SUPPLY PRESSURE REGULATOR VALVE	1	M215.VA06
	M215/722.9 OVERSIZED B2/BR REGULATOR VALVE KIT	1	M215.VA09
	M215/722.9 OVERSIZED K1 REGULATOR VALVE	1	M215.VA11

Valve Body Tools N (000263)

REF	DESCRIPTION	QUANTITY	PART NO
	AG4 VALVE BODY REPAIR/ REAMING FIXTURE TOOL	1	AG4.VA05
	TOOL KIT FOR M215.VA01	1	M215.VA02
	TOOL KIT FOR M215.VA03	1	M215.VA04
	TOOL FOR M215.VA06	1	M215.VA07
	TOOL FOR M215.VA05	1	M215.VA08
	TOOL FOR M215.VA09	1	M215.VA10
	TOOL FOR M215.VA11	1	M215.VA12
	HYDRAULIC TRANSMISSION TESTER	1	TOOL.139

Washers, Torringtons & Shims (000170)

REF	DESCRIPTION	QUANTITY	PART NO
668	722.620-636 661 663 666 669 MID-REAR PLANET NEEDLE	1	M140.TOR09
658	722.6/9 NEEDLE ROLLER BEARING K2 to MAINSHAFT	1	M140.TOR16