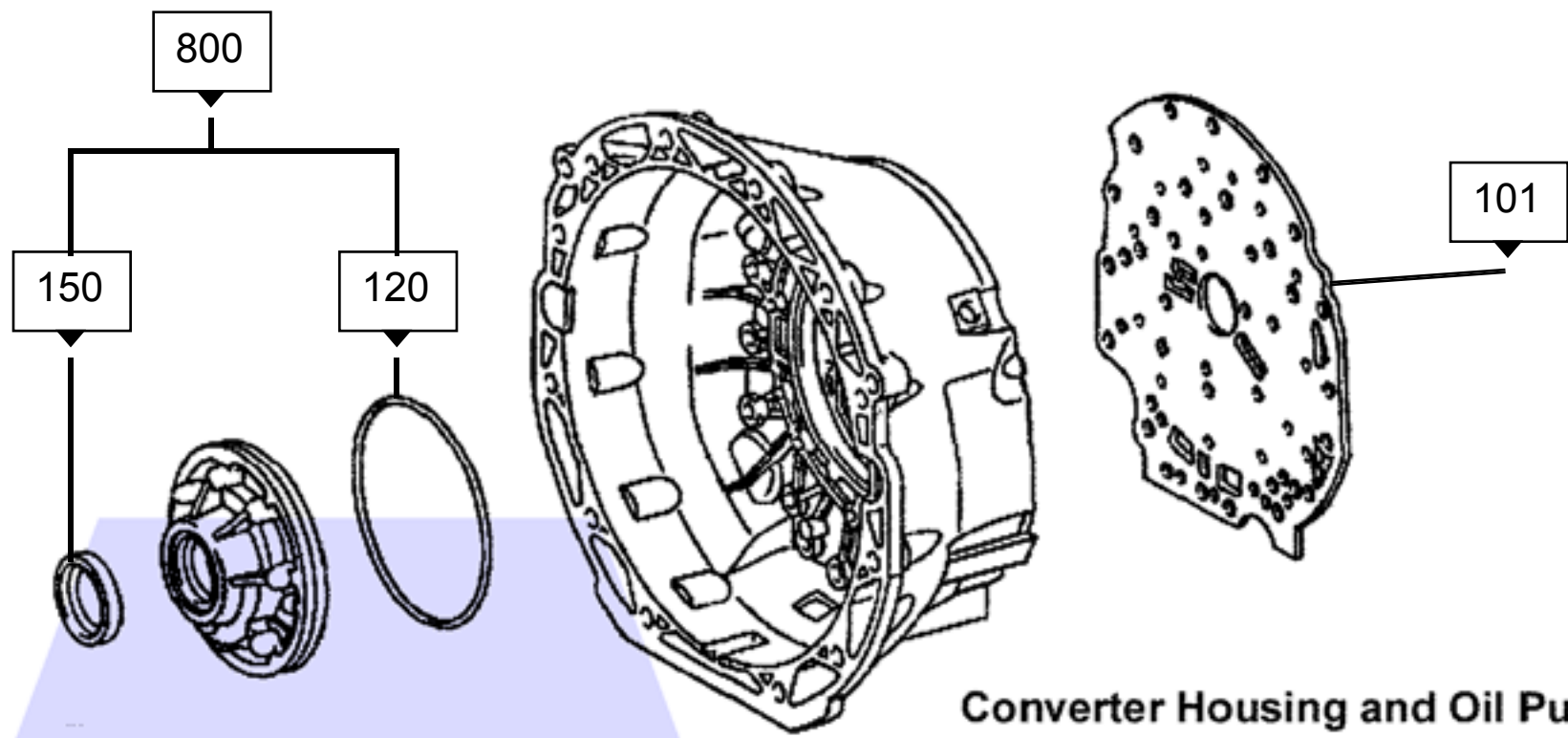
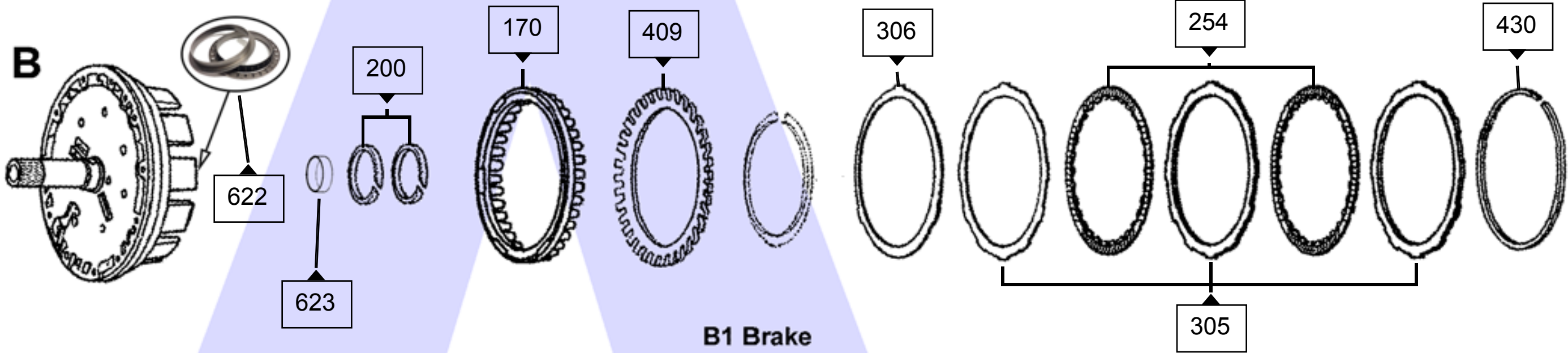


**A**



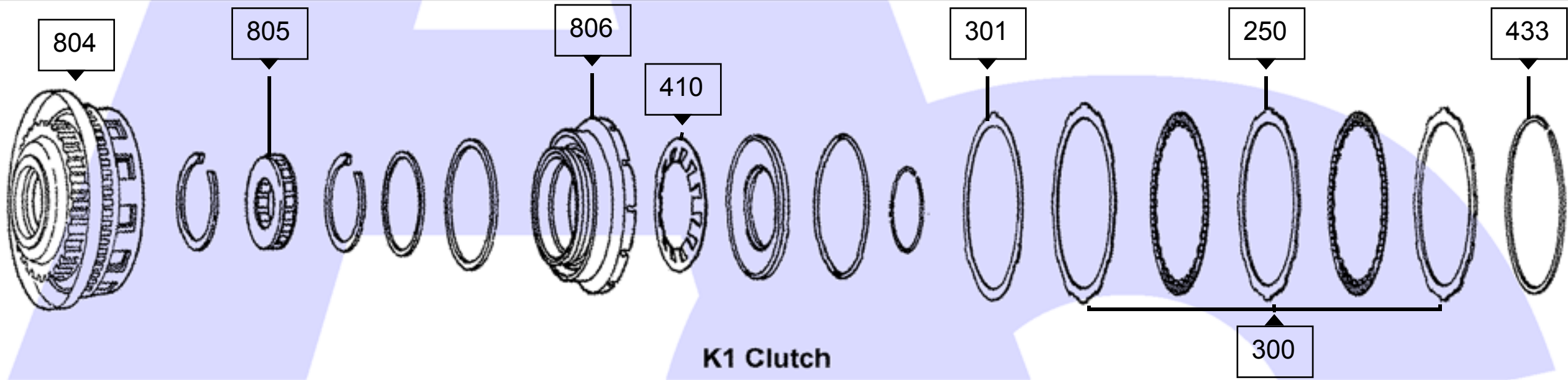
Converter Housing and Oil Pump

**B**



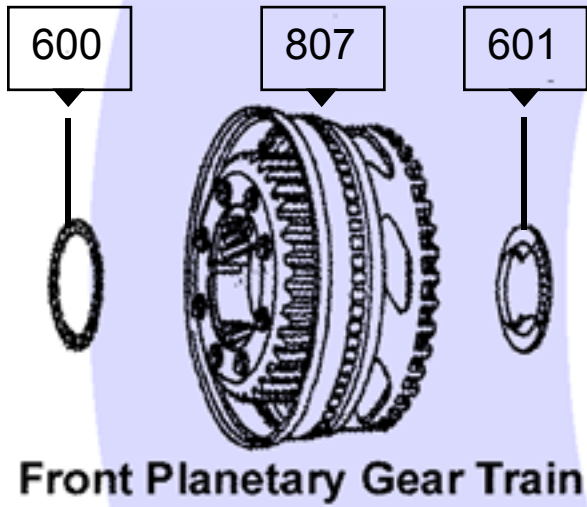
B1 Brake

**C**



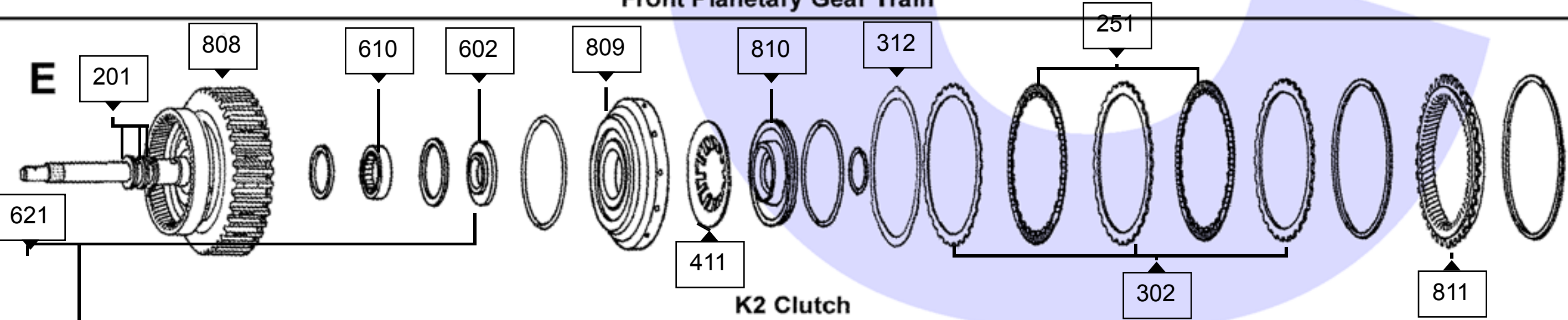
K1 Clutch

**D**



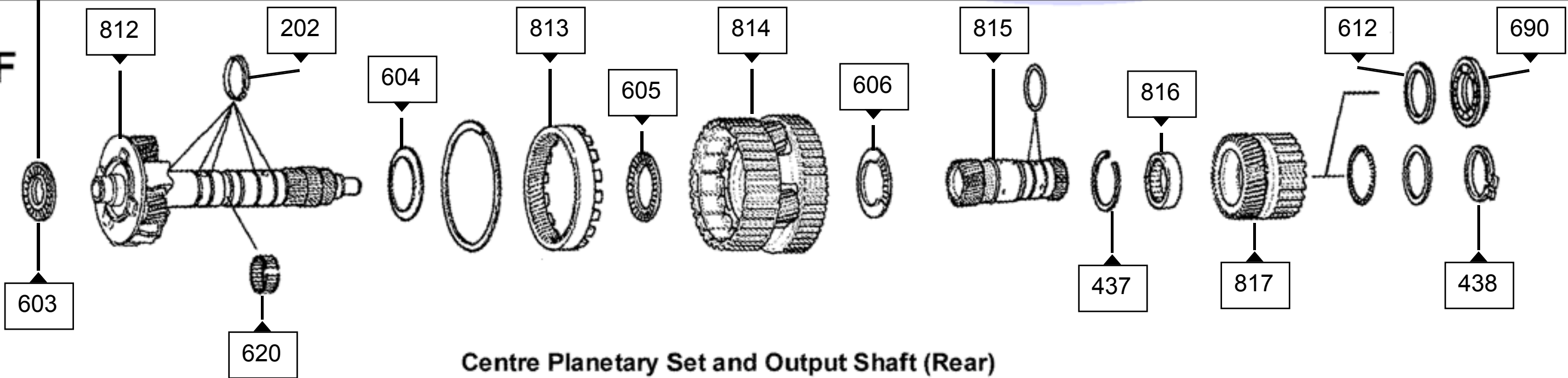
Front Planetary Gear Train

**E**



K2 Clutch

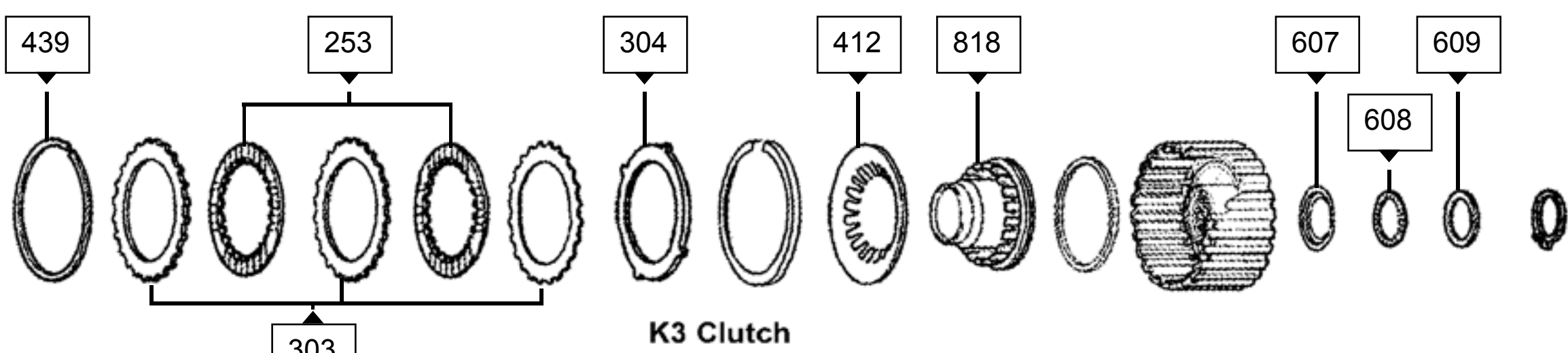
**F**



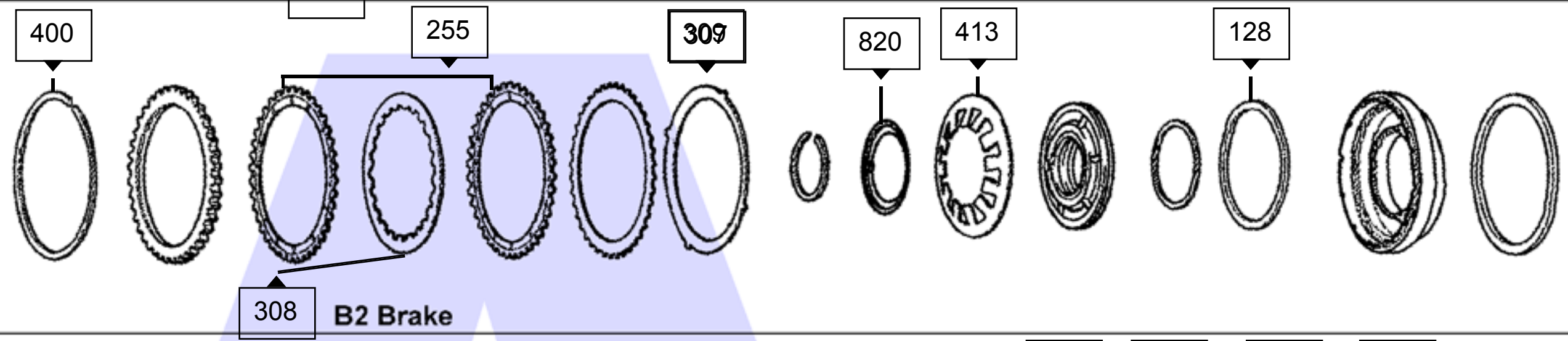
Centre Planetary Set and Output Shaft (Rear)



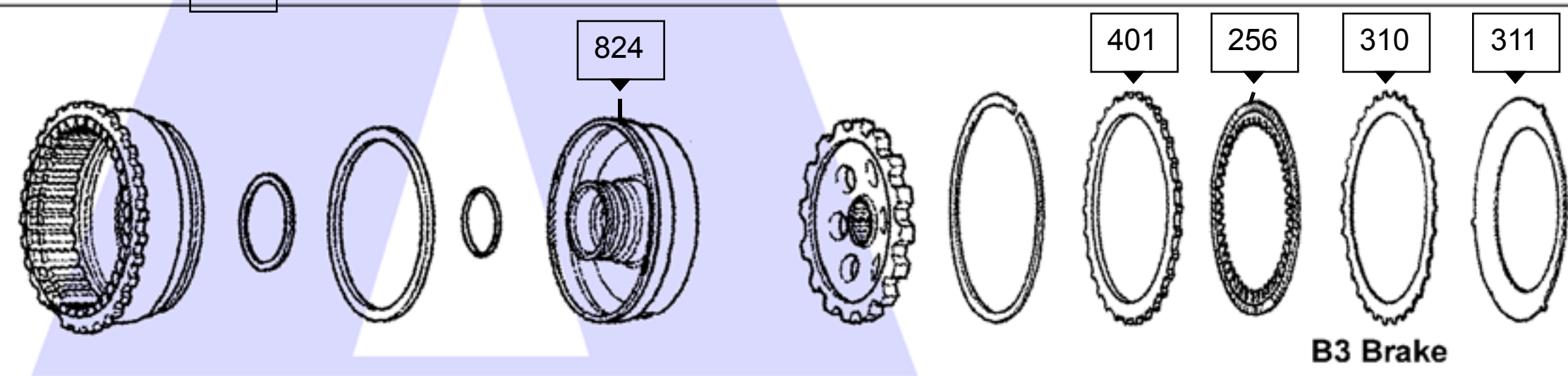
G



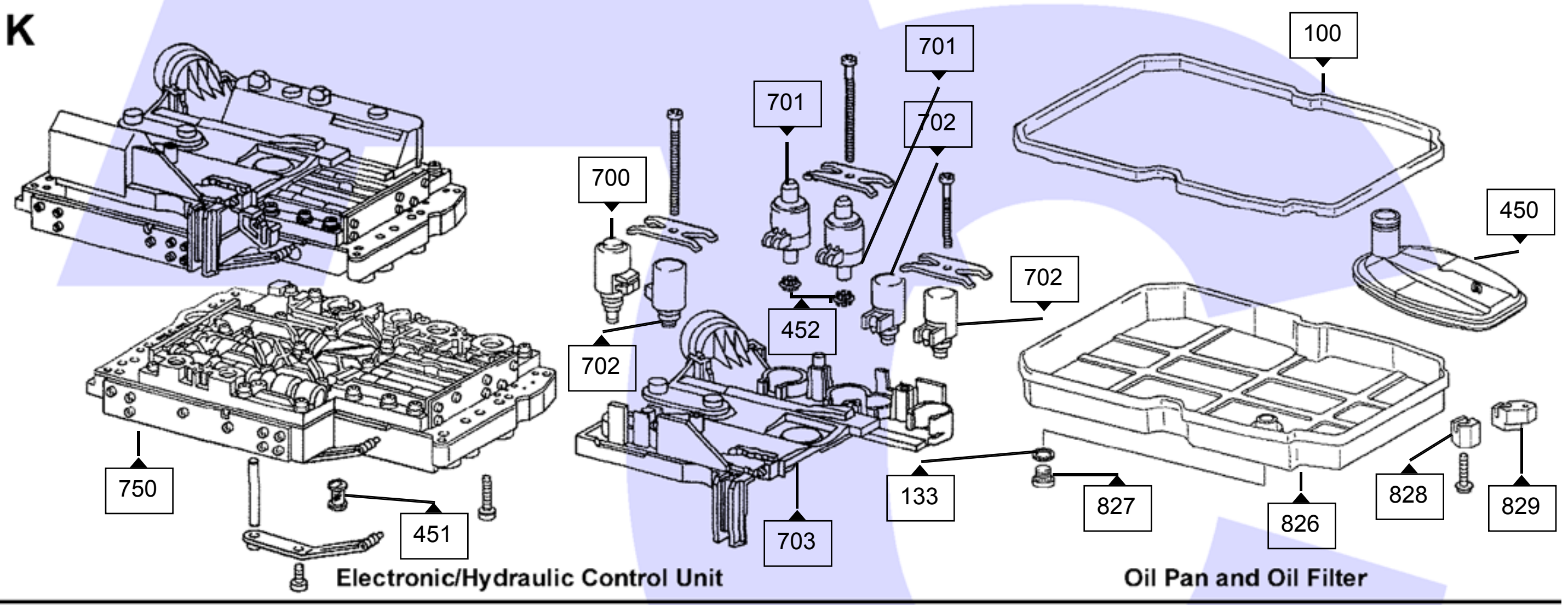
H



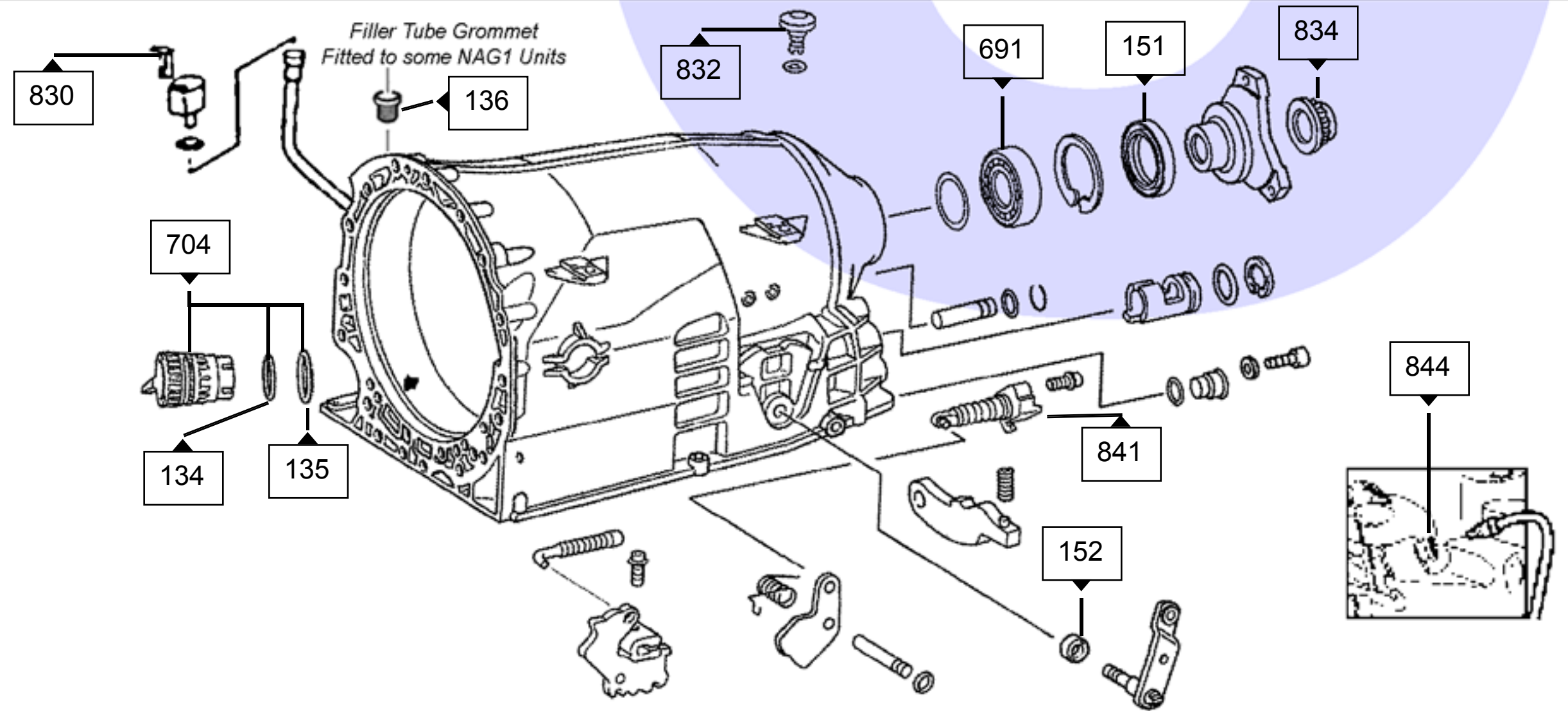
J



K



L





Bearings (000174)

REF	DESCRIPTION	QUANTITY	PART NO
	*** USE M140.BUS04 *** 722.6 5-SPEED BEARING PUMP STATOR	1	M140.BE07
610	722.600 K2 INPUT DRUM BRG 06/99-	1	M140.BE03
620	722.6 SERIES SPLIT CAGED BRG ON OUTPUT SHAFT	1	M140.BE01
622	722.6 5-SPEED BEARING PUMP STATOR (SET OF BEARING & SLEEVE)	1	M140.BE06
690	722.600 LATE BRG INSIDE OUTER REAR SUNGEAR	1	M140.BE05
691	722.6 SERIES OUTPUT ROLLER BEARING	1	M140.BE04

Coolers (000270)

REF	DESCRIPTION	QUANTITY	PART NO
844	# NAG1 COOLER LINE QUICK RELEASE CONNECTOR	2	M140.COO01

Filters (000150)

REF	DESCRIPTION	QUANTITY	PART NO
450	# 722.600 PICK UP FILTER	1	M140.FIL01
450	# PORSCHE FILTER 722.652	1	M140.FIL04
450	M140 FILTER OEM	1	M140.FIL11
451	722.600 CONICAL VB FILTER 2 PER BOX	2	M140.FIL02
452	722.600 SOLENOID FILTER 2 PER TRANS	2	M140.FIL03

Books & Manuals N (000265)

REF	DESCRIPTION	QUANTITY	PART NO
	USE M140.MAN02 722.600 ATSG REPAIR MANUAL+ DVD	1	M140.MAN01
	722.600 MANUAL	1	M140.MAN03

Bushings (000180)

REF	DESCRIPTION	QUANTITY	PART NO
	# MERC 140 BUSHING PUMP UNFINISHED	1	M140.BUS01
	# K2 DRUM BUSH -06/99 CANNOT BE USED WITH PL01	1	M140.BUS02
	#722.600 SUPERIOR BUSH KIT FOR INPUT K2 DRUM	1	M140.BUS03
	MERC 722.6 PUMP BUSH	1	M140.BUS05
	722.6/9 BUSHING PUMP BABBIT	1	M140.BUS06
623	M140 PUMP STATOR REAR BUSH SONNAX	1	M140.BUS04

Electrical Parts (000250)

REF	DESCRIPTION	QUANTITY	PART NO
700	# 722.600 SOLENOID (Lock Up)	1	M140.SOL01
700	722.600 SOLENOID L/U - MERCEDES OE	1	M140.SOL11
701 / 701	# 722.600 SOLENOID (Modulator & Shift Press) 2 PER BOX	2	M140.SOL02
702 / 702 / 702	# 722.600 SHIFT SOLENOID 3 per trans	3	M140.SOL03
703	# 722.600 LOOM/SOLENOID HOLDER ALL CODES	1	M140.ELE01
703	# NAG1 722.6 CHRYSLER LOOM/SOLENOID HOLDER	1	M140.ELE03
703	# 722.600 LOOM/SOLENOID HOLDER 96-On - OEM	1	M140.ELE11
703	722.600 LOOM/SOLENOID HOLDER (96-On) - AM	1	M140.ELE21
704	# NAG1 722.6 CHRYSLER CASE TO SOLENOID ADAPTOR	1	M140.ELE04
704	# 722.6 ADAPTOR CASE TO SOLENOID CONNECTOR (203 540 0253)	1	M140.ELE12

Friction Plate Kits (000135)

REF	DESCRIPTION	QUANTITY	PART NO
	M140 FRICTION KIT TWO SIDED FRICTION BW	1	M140.FRK01
	M140 FRICTION KIT PART 1 SIDE FACED	1	M140.FRK02
	M140 FRIC. KIT 722.684 SPRINTER VAN ONLY	1	M140.FRK03
	ALTO 722.6** FRICTION PLATE KIT 96-97 DOUBLE SIDED	1	M140.FRK51
	ALTO 722.6** FRICTION PLATE KIT DOUBLE SIDED FRICTIONS	1	M140.FRK52
	USE M140.FRK52 ALTO 722.6** PLATE KIT 02+ DOUBLE SIDED	1	M140.FRK53
	ALTO 722.6** FRICTION PLATE KIT SINGLE SIDED FRICTIONS	1	M140.FRK54
	ALTO 722.6** FRICTION PLATE KIT 96 UP DOUBLE SIDED	1	M140.FRK55

Friction Plates (000130)

REF	DESCRIPTION	QUANTITY	PART NO
		1	
	ALTO K1/B1 DOUBLE SIDED FRICTION	1	M140.FRP51
	ALTO 722.600 DOUBLE SIDED K2 FRIC 36 TEETH SMALL ID	1	M140.FRP52
	ALTO 722.600 DOUBLE SIDED K3 FRICTION 2.1MM 24 TEETH	1	M140.FRP53
	ALTO 722.600 DOUBLE SIDED B2 40 EXTERNAL TEETH	1	M140.FRP54
	ALTO 722.600 DOUBLE SIDED B3 FRICTION 46 TEETH	1	M140.FRP55
	ALTO 722.600 DOUBLE SIDED K2 FRIC 36 TEETH LARGE ID	1	M140.FRP56
	ALTO B1/K1 SINGLE SIDED EXT TEETH 2001-	1	M140.FRP57
	ALTO B1/K1 SINGLE SIDED INT TEETH 2001-	1	M140.FRP58
	ALTO K3 SINGLE SIDED INNER 2001-	1	M140.FRP61
	ALTO K3 SINGLE SIDED OUTER 2001-	1	M140.FRP62
251	# 722.600-618 662 664 665 695 K2 FRIC 2.1MM 36T 140mm ID	4-6	M140.FRP02
251	# 722-620-636 640 661 663 666 669 683 K2 FRIC 36t 145mm ID	4-6	M140.FRP06
253	# 722.600 K3 FRIC 2.1MM 24 TEETH BW	3-5	M140.FRP03
253	722.6 FRICTION K3 EARLY 96-97 1.6MM THICK	3-4	M140.FRP10
253	#722.6 FRIC K3 SINGLE SIDED INNER BW	3-5	M140.FRP12
253	722.6 FRICTION K3 1.6MM THICK	1	M140.FRP60
250 / 254	#722.600 B1/K1 FRIC 2.1MM 30 TEETH BW	2-6	M140.FRP01
250 / 254	# B1/K1 ONE SIDED FRIC INNER TEETH BW	2-6	M140.FRP09
255	#722.600/722.900 B2 FRIC 1.6MM 40 TEETH BW	4-5	M140.FRP04
256	#722.600 B3 / 722.900 BR BRAKE FRICTION	3-5	M140.FRP05
303	# M140 FRIC K3 SINGLE SIDED OUTER BW	3-5	M140.FRP13
300 / 305	# B1/K1 FRIC 1 SIDE FACE OUTER TEETH BW	2-6	M140.FRP07

Gaskets (000120)

REF	DESCRIPTION	QUANTITY	PART NO
100	# 722.600 PAN GASKET	1	M140.GAS01
101	#722.600 PUMP RUBBER COATED WEAR/INTERMEDIATE PLATE	1	M140.GAS02
101	722.6 PUMP PLATE RUBBER COATED (AFTERMARKET)	1	M140.GAS03

Hard Parts (000240)

REF	DESCRIPTION	QUANTITY	PART NO
	62TE/42RLE DIPSTICK	1	62TE.DIP01
	# 722.600 DIPSTICK TOOL	1	M140.DIP01
	# MERC ENGINE OIL DIP STICK 220CDI	1	M140.DIP03
	MERC ENGINE OIL DIP STICK 270CDI	1	M140.DIP04
	M140 DIPSTICK SPRINTER/ CROSSFIRE/62TE	1	M140.DIP05
	722.600 DIPSTICK (AFTERMARKET)	1	M140.DIP11
	# MERCEDES 722.600 B1 DRUM	1	M140.DRU06
	722.6 MERCEDES PLANETARY GEAR - OD: 38.9MM 22TEETH	1	M140.GE51
	722.6 MERCEDES PLANETARY GEAR - OD: 32.8MM 18TEETH	1	M140.GE52
	# MERCEDES 722.6/9 PUMP WEAR PLATE 1.20mm	1	M140.PUM03
	# OWC+ OUTER SUN GEAR 722.6????	1	M140.SUN05
	# 722.600 REAR INNER & OUTER SUNGEARS	1	M140.SUN11
800	# 722.600/900 SHORT PUMP ALL (updated to bearing)	1	M140.PUM01
804	MERCEDES 722.600 K1 DRUM (SPRINTER) CHECK BOX CODE	1	M140.DRU05
804	722.6 K1 DRUM 722.622,623,625,629 ONLY	1	M140.DRU07
807	# FRONT PLANET GEAR TRAIN 722.600-618 662 664 665	1	M140.PL05
807	# FRONT PLANETARY 722.620-636 661 663 666 669	1	M140.PL06
808	# K2/INPUT SHAFT DRUM 722.601-618 662 664 665 (CHECK SERIAL	1	M140.DRU01
808	# K2/INPUT SHAFT DRUM 722.620-636 661 663 666 669	1	M140.DRU02
808	# K2/INPUT SHAFT DRUM 722.699 (CHECK SERIAL NUMBER)	1	M140.DRU04
808	722.6 MERCEDES K2 / INPUT SHAFT DRUM 722.686	1	M140.DRU08
811	#FRONT ANNULUS 87T 722.600-618 662 664 665	1	M140.GE03
811	#FRONT ANNULUS GEAR 90T 722.620-636 661 663 666 669	1	M140.GE04
811	FRONT ANNULUS 108T 620 - 646 (CHECK VIN)	1	M140.GE05
812	# OUTPUT SHAFT/GEARSET 722.600-618 662 664 665 695 696 699	1	M140.PL01
812	# O/PUT SHAFT/PLANET 722.620-636 661 663 666 669 681-686	1	M140.PL02
813	REAR ANNULUS GEAR 722.600-618 662 664 665 70T	1	M140.GE01
813	REAR ANNULUS GEAR 722.620-636 661 663 666 669 74T	1	M140.GE02
814	# REAR ALUMINIUM PLANET 722.600-618 662 664 665 16T	1	M140.PL03
814	# REAR ALUMINIUM PLANET 722.620-636 661 663 666 669	1	M140.PL04
814	REAR ALLY PLANET 699 SERIAL 102731 UP 3 PINION 19 TEETH	1	M140.PL07
814	# M140 PLANET REAR ALLY 24 TEETH PINIONS 2094083 >	1	M140.PL08
815	# INNER SUN GEAR 722.600-618 662 664 665	1	M140.SUN02
815	# OWC INNER SUN GEAR 720.620-636 661 663 666 669 686 30T	1	M140.SUN04
817	# OUTER SUN GEAR 722.600-618 662 664 665	1	M140.SUN01
817	# OWC + OUTER SUN GEAR 722.620-636 661 663 666 669	1	M140.SUN03
824	722.600 REAR SEALING RING HUB/B3 PISTON	1	M140.HUB01
826	# 722.6 SUMP PAN 2WD	1	M140.PAN01

Metal Clad Seals (000125)

REF	DESCRIPTION	QUANTITY	PART NO
150	# PUMP SEAL 58MM O.D. 722.3/5 722.600/800/900	1	MERC126.MCS01
151	# 722.600/900 EXT SEAL 42 X 62 X 8/9	1	M140.MCS02
151	# 722.6 REAR SEAL ADAPTOR HOUSING 4WD	1	M140.MCS03
152	# 722.300/400/500/600/900 MANUAL LEVER SEAL	1	MERC124.MCS03

Overhaul Kits (000110)

REF	DESCRIPTION	QUANTITY	PART NO
	722.600 SERIES O/H KIT OEM	1	M140.OHK01
	# 722.600 SERIES O/H KIT AUTOLINE	1	M140.OHK02
	# 722.600 MERCEDES KIT TRANSTEC	1	M140.OHK03
	722.600 SERIES O/H KIT UNIVERSAL	1	M140.OHK06
	MERCEDES 722.600 W/PLACA OVERHAUL KIT	1	M140.OHK51
	MERCEDES 722.600 OVERHAUL KIT	1	M140.OHK52

Specials & Oils (000260)

REF	DESCRIPTION	QUANTITY	PART NO
	# MERC OIL 1 LTR 722.6 + 722.9 ATF-134 (RED)	1	OIL.600
	# MERC OIL 5 LTR 722.6 + 722.9 ATF-134 (RED)	1	OIL.601

Steel Plates (000140)

REF	DESCRIPTION	QUANTITY	PART NO
	722.600 TC STEEL PLATE 1.77MM	1	M140.STP20
	722.600 TC STEEL PLATE 3.90MM	1	M140.STP21
302	722.600 K2 SEL STEEL 1.8MM	1	M140.STP06
302	722.600 K2 SEL STEEL 2.8MM	1	M140.STP07
302	722.600 K2 SEL STEEL 3.5MM	1	M140.STP08
302	722.600 K2 SEL STEEL 4.00MM	1	M140.STP09
303	722.600 K3 SEL STEEL 1.8MM	1	M140.STP11
303	722.600 Modified K3 SEL STEEL 2.8MM	2-4	M140.STP12
303	722.600 K3 SEL STEEL 4.00MM	1	M140.STP13
304	722.600 K3 DISH STEEL	1	M140.STP10
300 / 305	722.600 B1/K1 SEL STEEL 1.8MM	1	M140.STP01
300 / 305	722.600 B1/K1 SEL STEEL 2.8MM	1-3	M140.STP02
300 / 305	722.600 B1/K1 SEL STEEL 3.5MM	1-3	M140.STP03
300 / 305	722.600 B1 K1 SEL STEEL 4.00MM	1	M140.STP04
301 / 306	722.600 B1/K1 WAVY STEEL	1	M140.STP05
307	722.600 B2 SEL STEEL 1.8MM EXTERNAL TEETH	1	M140.STP15
308	# 722.600 B2 SEL STEEL 1.8MM INTERNAL TEETH	5	M140.STP16
309	722.600 B2 WAVY STEEL	1	M140.STP14
310	722.600 B3 SEL STEEL 1.8MM	4	M140.STP18
311	722.600 B3 WAVY STEEL	1	M140.STP17
312	722.600 K2 DISHED STEEL	1	M140.STP22

Torque Converters N (000300)

REF	DESCRIPTION	QUANTITY	PART NO
	# 722.600 TC CHECK NUMBER ON CONVERTER	1	M140.TC01
	# 722.600 TC CHECK NUMBER ON CONVERTER - can use M140.TC17	1	M140.TC02
	# 722.600 TC CHECK NUMBER ON CONVERTER	1	M140.TC03
	# 722.600 TC CHECK NUMBER ON CONVERTER	1	M140.TC04
	# 722.600 TC CHECK NUMBER ON CONVERTER	1	M140.TC05
	# 722.600 TC CHECK NUMBER ON CONVERTER	1	M140.TC06
	# 722.600 TC CHECK NUMBER ON CONVERTER	1	M140.TC07
	# 722.600 TC CHECK NUMBER ON CONVERTER	1	M140.TC08
	# 722.600 TC CHECK NUMBER ON CONVERTER	1	M140.TC09
	# 722.600 TC CHECK NUMBER ON CONVERTER	1	M140.TC10
	722.6 300M	1	M140.TC100
	NAG1 CHRYSLER 300C 5.7 HEMI	1	M140.TC101
	# 722.600 TC CHECK NUMBER ON CONVERTER	1	M140.TC11
	# 722.600 TC CHECK NUMBER ON CONVERTER	1	M140.TC12
	# 722.600 TC CHECK NUMBER ON CONVERTER	1	M140.TC13
	# 722.600 TC CHECK NUMBER ON CONVERTER	1	M140.TC14
	# 722.600 TC CHECK NUMBER ON CONVERTER	1	M140.TC15
	# 722.600 TC - USE M140.TC10	1	M140.TC16
	# 722.600 TC CHECK NUMBER ON CONVERTER - can use M140.TC02	1	M140.TC17
	722.600 TC CHECK NUMBER ON CONVERTER	1	M140.TC18
	722.600 TC CHECK NUMBER - OE HAS HIGH FAILURE RATE	1	M140.TC19
	722.600 TC CHECK NUMBER ON CONVERTER	1	M140.TC20
	722.600 TC CHECK NUMBER ON CONVERTER	1	M140.TC21
	722.600 TC CHECK NUMBER ON CONVERTER	1	M140.TC22
	# 722.600 TC CHECK NUMBER ON CONVERTER	1	M140.TC23
	722.6/9 TC 211 250 0802	1	M140.TC24
	722.600 TC CHECK NUMBER ON CONVERTER	1	M140.TC25
	722.600 TC CHECK NUMBER ON CONVERTER	1	M140.TC26
	722.600 TC CHECK NUMBER ON CONVERTER	1	M140.TC27
	722.600 TC CHECK NUMBER ON CONVERTER	1	M140.TC28
	722.600 TC CHECK NUMBER ON CONVERTER	1	M140.TC29
	722.600 TC PORSCHE 911 TC CHECK NUMBER ON CONVERTER	1	M140.TC30
	722.600 TC CHECK NUMBER ON CONVERTER	1	M140.TC31
	722.600/900 TC CHECK NUMBER ON CONVERTER	1	M140.TC32
	722.600 TC PORSCHE CHECK NUMBER ON CONVERTER	1	M140.TC33
	722.600 TC CHECK NUMBER ON CONVERTER	1	M140.TC34
	722.600 TC CHECK NUMBER ON TC JEEP LAREDO Chrysler 300	1	M140.TC36
	PORSCHE 911 TURBO (996 3.6L) 722 250 1302	1	M140.TC37
	CONVERTER 722.9 - can use M140.TC35	1	M140.TC39
	722.6 TC PORSCHE LONG NECK 722 250 32 02	1	M140.TC43
	# 722.600 TC MERCEDES VITO 221 250 3802	1	M140.TC44
	***USE M140.TC17***M140 CONVERTER 903 250 00 02	1	M140.TC45
	*** USE M140.TC36***M140 CONVERTER 209 250 0802	1	M140.TC46
	722.685 221 250 1202 NEW (EXCHANGE)	1	M140.TC47
	722.6 converter 209 250 0702	1	M140.TC48
	722.600 TC CHECK NUMBER ON CONVERTER	1	M140.TC52

Steel Plate Kits (000145)

REF	DESCRIPTION	QUANTITY	PART NO
	722.6** STEEL PLATE KIT 96-97	1	M140.STK51
	722.6** STEEL PLATE KIT 98-01	1	M140.STK52
	722.6** STEEL PLATE KIT 02+	1	M140.STK53

Torque Converter Parts (000320)

REF	DESCRIPTION	QUANTITY	PART NO
	CONV. IMPELLER HUB 90 BUTT STYLE - MB 722.6	1	Z-MB-90-5G
	HUB IMPELLER - BUTT BEARING 722.6/722.9	1	Z-MB-90-6G
	CONV. 722.6 FRONT COVER BUSH 272MM/290MM CONVERTER	1	Z-MB-B-1
	CONV. CLUTCH PERFORMANCE KIT	1	Z-MB-CP-10K
	722.6 L/U CLUTCH RELEASE KIT	1	Z-MB-CP-11K
	722.6/722.9 L/U PRESSURE PLATE .142 THICK	1	Z-MB-CP-12
	CONV. CLUTCH PLATE KIT MB 722.6/722.9	1	Z-MB-CP-272KBW
	CONV. 722.6 STEEL CLUTCH KIT	1	Z-MB-CP-3KR
	722.600 T/C LOCK-UP PRESSURE PLATE	1	Z-MB-CP-4K
	# MERC 722.6 T/C CLUTCH PLATES 272MM	1	Z-MB-CP-7KBW
	CONV. HUB FRONT COVER INC SSR & BUSH	1	Z-MB-HB-1K
	CONV. 722.6/9 THRUST BRG 3 TADS 65.8 x 43.5 x 5	1	Z-MB-N-1
	CONV. 722.6/9 THRUST BRG NO TADS 75.75 x 55 x 5	1	Z-MB-N-2
	CONV. 722.6/9 THRUST BRG NO TADS 51.6 x 33.2 x 4	1	Z-MB-N-3
	CONV. M140 D-RING PISTON OUTER	1	Z-MB-O-2V
	CONV. 722-6 SEAL RING INNER PISTON	1	Z-MB-O-4V
	CONVERTER 722-6 SEALING RING TURBINE SHAFT	1	Z-MB-O-5V
	CONV. SEAL - INNER PISTON	1	Z-MB-O-6V
	CONV. SEAL - OUTER PISTON	1	Z-MB-O-7V
	CONV. SNAP RING/SELECTIVE 2.53mm THK	1	Z-MB-SR-2
	CONV. SNAP RING/ SELECTIVE 2.95mm THK	1	Z-MB-SR-3
	1 5/8 DIA TC NECK COVER (PURPLE)	1	Z-MI-HC-P

Transmission Tools N (000280)

REF	DESCRIPTION	QUANTITY	PART NO
	M140.TESTPLATE FOR TESTER TOOL.139	1	M140.TOOL01
	VALVE BODY STRIPPING TRAY	1	TOOL.03
	H GAUGE CLEARANCE GAUGE	1	TOOL.05
	T-1081 SEAL REMOVER	1	TOOL.41

Valve Body N (000241)

REF	DESCRIPTION	QUANTITY	PART NO
750	MERC M140 VALVEBODY	1	M140.VB01
750	722.6 VALVE BODY .0206 CASTING	1	M140.VB02
750	722.6 VALVE BODY 0506 CASTING	1	M140.VB03
750	722.6 VALVE BODY 0406 CASTING	1	M140.VB04
750	722.6 VALVE BODY 0606 CASTING	1	M140.VB05
750	REBUILT VALVE BODY 722.6 CHRYSLER	1	M140.VB06
750	REBUILT VALVE BODY 722.6 JAGUAR ONLY	1	M140.VB07
750	722.6 VALVE BODY REBUILT MERCEDES 0006	1	M140.VB08
750	722.6 VALVE BODY AMG MERC. 0106 CASTING #	1	M140.VB09

Valve Body Parts (000262)

REF	DESCRIPTION	QUANTITY	PART NO
	M140 OVERLAP SLEEVE KIT (3 SIZES)	1	M140.VA01
	722.600 VALVE BODY CHECK VALVE	1	M140.VA02
	722.6 3-4 OVERLAP CONTROL SLEEVE	1	M140.VA03
	M140 SLEEVE OUTER PRESS. REG.	1	M140.VA04
	# M140 VALVE TCC CLUTCH REGULATOR	1	M140.VA05
	PRESSURE REGULATOR VALVE KIT	1	M140.VA08
	M140 SLEEVE 1-2 4-5 OVERLAP CONTROL	1	M140.VA10
	M140 SLEEVE 2-3 OVERLAP CONTROL	1	M140.VA11
	M140 VALVE KIT LUBE PRESS. CONTROL	1	M140.VA12
	M140 MANUAL VALVE OVER SIZE	1	M140.VA14
	M140. VALVE KIT PRESS. REG. CONTROL	1	M140.VA16
	M140 VALVE & SLEEVE KIT TCC DAMPER	1	M140.VA17
	M140 1-2/4-5 OVERLAP VALVE KIT	1	M140.VA18
	M140 VALVE 3-4 OVERLAP	1	M140.VA20
	M140 TOOL FOR M140.VA20	1	M140.VA21
	# SUPERIOR REPAIR KIT LUBE PRESSURE ( 5 FIXES )	1	M140.VA30
	REPLACEMENT VALVES FOR M140.VA30	1	M140.VA31
	M140 VALVE KIT 2-3 OVERLAP	1	M140.VA32

Valve Body Tools N (000263)

REF	DESCRIPTION	QUANTITY	PART NO
	AG4 VALVE BODY REPAIR/ REAMING FIXTURE TOOL	1	AG4.VA05
	TOOL FOR M140.VA04	1	M140.VA06
	TOOL FOR M140.VA05	1	M140.VA07
	TOOL FOR M140.VA08	1	M140.VA09
	M140 REAMER FOR MA140.VA12 & VA16	1	M140.VA13
	TOOL FOR M140.VA14	1	M140.VA15
	REAMER FOR M140.VA18	1	M140.VA19
	TOOL FOR M140.VA32	1	M140.VA33
	HYDRAULIC TRANSMISSION TESTER	1	TOOL.139

Washer, Torrington & Shim Kits (000175)

REF	DESCRIPTION	QUANTITY	PART NO
	16x METAL WAHER & 3 SCREW KIT REAR PLANET	1	M140.TK01
	# BRASS WASHER KIT REAR PLANET LARGE 14MM ID 8 PER UNIT	1	M140.TK02
	M140 WASHER/BEARING & PIN KIT OUTPUT PLANET 6CYL	1	M140.TK03
	M140 WASHER/BEARING & PIN KIT OUTPUT PLANET 8CYL	1	M140.TK04
	722.6 OUTPUT SHAFT/CENTER PLANET PINION WASHER KIT (.566")	1	M140.TWK01

Washers, Torringtons & Shims (000170)

REF	DESCRIPTION	QUANTITY	PART NO
600	722.6 SERIES FRONT PLANET REAR NEEDLE/PLATE	1	M140.TOR02
601	722.6 SERIES FRONT PLANET FRONT NEEDLE	1	M140.TOR01
602	722.6 SERIES K2 DRUM NEEDLE BRG PLATE	1	M140.TOR03
603	# 722.6 SERIES INPUT-OUTPUT SHAFT NEEDLE BRG	1	M140.TOR04
604	# 722.600-618 662 664 665 MIDDLE-REAR PLANET PLATE	1	M140.TOR05
604	722.620-636 661 663 666 669 MID-REAR PLANET PLATE	1	M140.TOR08
605	# 722.600-618 662 664 665 MIDDLE-REAR PLANET NEEDLE	1	M140.TOR06
605	722.620-636 661 663 666 669 MID-REAR PLANET NEEDLE	1	M140.TOR09
606	722.600-618 662 664 665 REAR OF REAR (ALLY) PLANET	1	M140.TOR07
606	722.620-636 661 663 666 669 REAR PLANET REAR NEEDLE	1	M140.TOR10
607	722.6 SERIES REAR K3 NEEDLE PLATE ( FRONT)	1	M140.TOR11
608	722.6 SERIES REAR K3 NEEDLE BRG	1	M140.TOR12
609	722.6 SERIES REAR K3 NEEDLE PLATE (REAR) 3.1MM	1	M140.TOR13
609	722.6 SERIES REAR K3 NEEDLE PLATE REAR 3.4MM	1	M140.TOR14
609	722.6 SERIES REAR K3 NEEDLE PLATE REAR 3.7MM	1	M140.TOR15
610	NEEDLE BEARING & SPACER THRUST K2 DRUM Sonnax	1	M140.THW02
612	722.600 LATE STYLE THRUST INSIDE REAR OUTER SUN GEAR	1	M140.THW01
621	722.6/9 NEEDLE ROLLER BEARING K2 to MAINSHAFT	1	M140.TOR16