

# RE5R01A (BMW A5S 300J), (JF503E) 5 Speed RWD (Electronic Control)

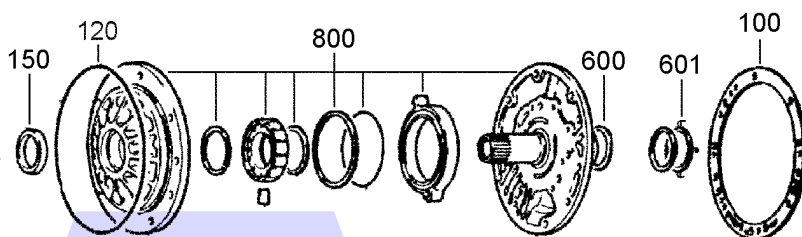


AUTOMATIC CHOICE



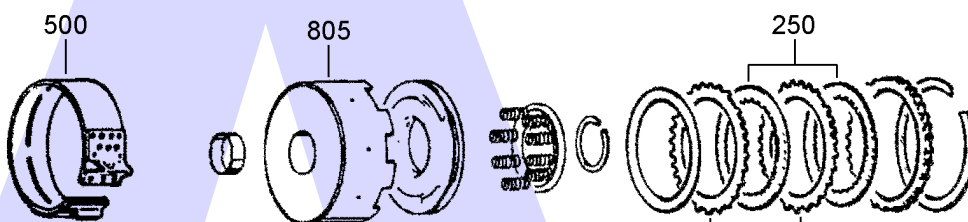
THE AUTOMATIC TRANSMISSION PARTS WAREHOUSE

A



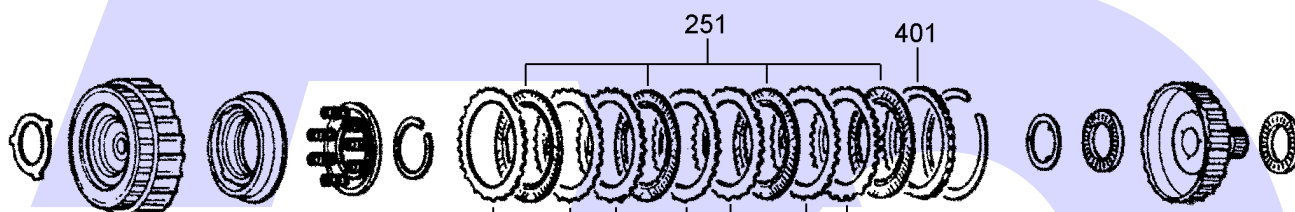
Pump Assembly

B



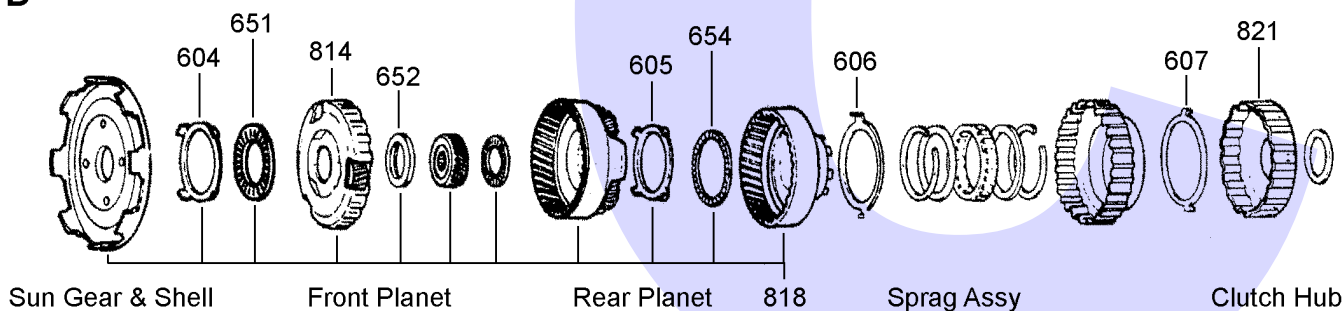
Reverse Input

C



High Clutch

D



Sun Gear & Shell

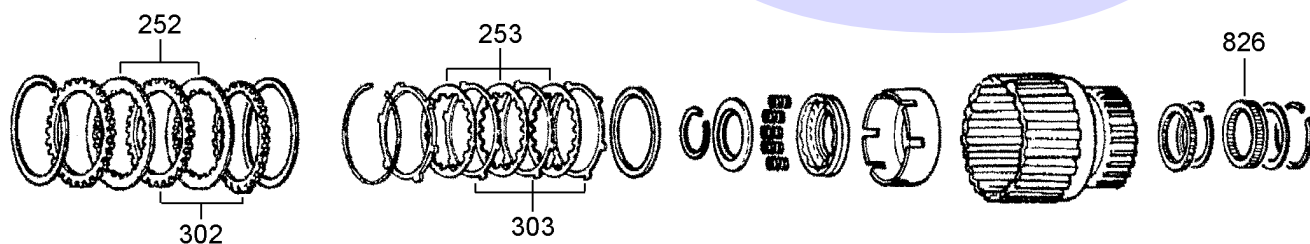
Front Planet

Rear Planet

818 Sprag Assy

Clutch Hub

E



Forward Clutch

Overrun Clutch

Input Drum

# RE5R01A (BMW A5S 300J), (JF503E) 5 Speed RWD (Electronic Control)

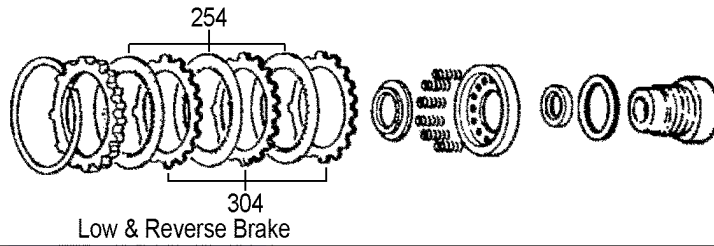


AUTOMATIC CHOICE

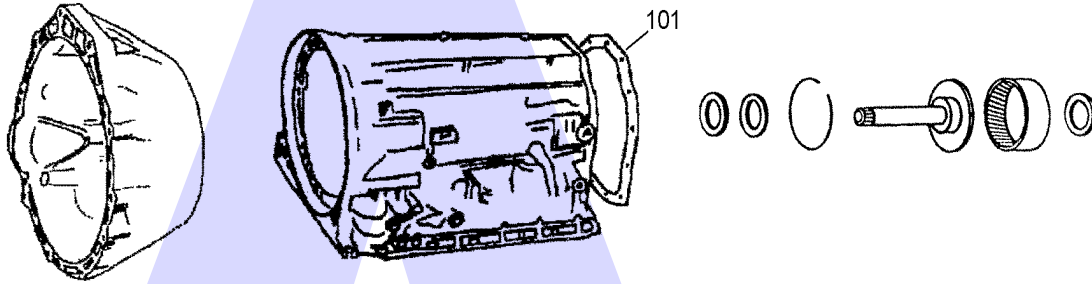


THE AUTOMATIC TRANSMISSION PARTS WAREHOUSE

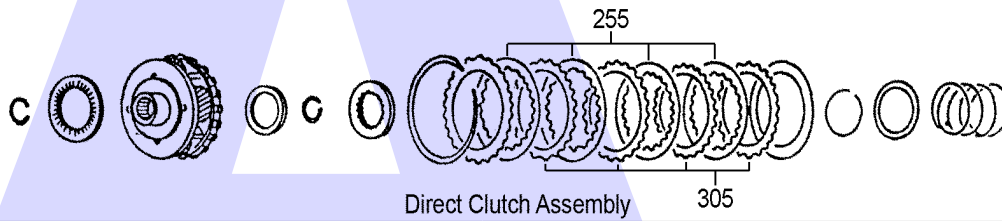
F



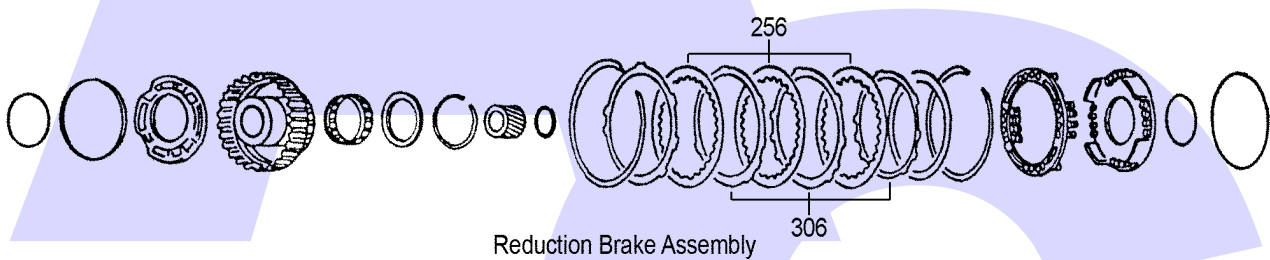
G



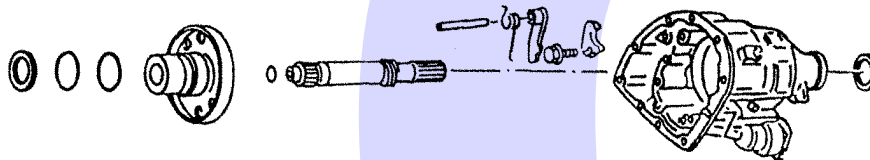
H



J

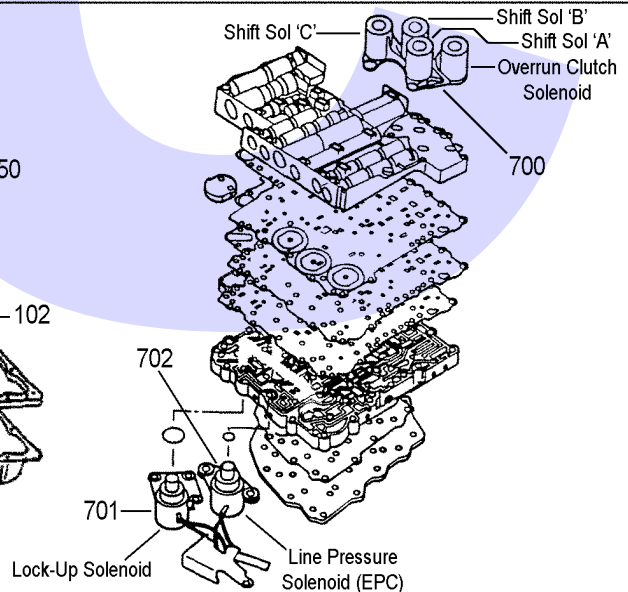
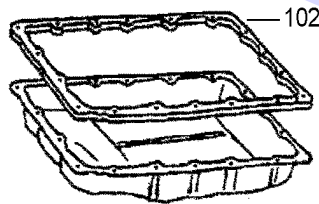
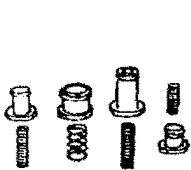


K



L

Solenoid Firing Order					
Gear	1	2	3	4	5
A	ON	OFF	OFF	OFF	ON
B	ON	ON	OFF	OFF	OFF
C	ON	ON	ON	OFF	OFF



# RE5R01A (BMW A5S 300J), (JF503E)

## 5 Speed RWD (Electronic Control)



AUTOMATIC CHOICE



THE AUTOMATIC TRANSMISSION PARTS WAREHOUSE

ILL NO.	DESCRIPTION	YEARS	QTY	PART NO
<b>KITS</b>				
Kit	Banner Kit (Includes Frictions) ..	91-ON	1	<b>RE5.BAK01</b>
Kit	Overhaul Kit (Transtec) .....	91-ON	1	<b>RE5.OHK02</b>
<b>GASKETS</b>				
100A	Pump Gasket (Metal) .....	91-ON	1	<b>RE4.GAS07</b>
101G	Extension Housing Gasket .....	91-ON	1	<b>RE4.GAS08</b>
102L	Pan Gasket All (Cork) .....	91-ON	1	<b>RE4.GAS01</b>
102L	Pan Gasket All (Duraprene) .....	91-ON	1	<b>RE4.GAS10</b>
<b>RUBBER COMPONENTS</b>				
Kit	'O' Ring Kit, Direct Clutch .....	91-ON	1	<b>RE5.ORK01</b>
120A	Pump 'O' Ring .....	91-ON	1	<b>RE4.ORK01</b>
NI	'D' Ring - 60mm Servo .....	91-ON	1	<b>RE4.ORK02</b>
<b>METAL CLAD SEALS</b>				
150A	Convertor Seal All .....	91-ON	1	<b>RL4.MCS01</b>
<b>SEALING RINGS</b>				
<b>FRICITION PLATES</b>				
250B	Reverse Input (149mm OD x 2.00mm x 34T) ..	91-ON	2	<b>SUB4.FRP04</b>
250B	Reverse Input (Aftermarket) (149mm OD x 2.00mm x 30T) ..	91-ON	2	<b>SUB4.FRP09</b>
250B	Reverse Input (OEM) (149mm OD x 2.00mm x 30T) ..	91-ON	2	<b>SUB4.FRP39</b>
251C	High 3-4 Clutch (Aftermarket) (132mm OD x 1.60mm x 30T) ..	91-ON	5	<b>RL4.FRP08</b>
251C	High 3-4 Clutch (OEM) (132mm OD x 1.60mm x 30T) ..	91-ON	5	<b>RL4.FRP18</b>
252E	Forward (With Turbo) (Aftermarket) (148mm OD x 1.60mm x 36T) ..	91-ON	7	<b>SUB4.FRP01</b>
252E	Forward (With Turbo) (OEM) (148mm OD x 1.60mm x 36T) ..	91-ON	7	<b>SUB4.FRP31</b>
252E	Forward (Without Turbo) (148mm OD x 2.00mm x 36T) ..	91-ON	4-5	<b>SUB4.FRP11</b>
253E	Overrun (130mm OD x 2.00mm x 18T) ..	91-ON	3	<b>SUB4.FRP02</b>
254F	Low & Reverse (147mm OD x 2.00mm x 30T) ..	91-ON	4-8	<b>SUB4.FRP03</b>
255H	Reduction Direct (122mm OD x 2.00mm x 30T) ..	90-ON	3	<b>RE5.FRP01</b>
255H	Reduction Direct (OEM) (122mm OD x 2.00mm x 30T) ..	90-ON	3	<b>RE5.FRP21</b>
256J	Reduction Brake (137mm OD x 1.60mm x 30T) ..	90-ON	3	<b>RE5.FRP02</b>
256J	Reduction Brake (OEM) (137mm OD x 1.60mm x 30T) ..	90-ON	3	<b>RE5.FRP22</b>

ILL NO.	DESCRIPTION	YEARS	QTY	PART NO
<b>STEEL PLATES</b>				
300B	Reverse Input (128mm ID x 2.00mm x 30T) ....	93-ON	2	<b>SUB4.STP09</b>
25B	Reverse Input Square Tooth (130mm ID x 2.00mm x 30T) ....	91-92	2	<b>RL4.STP05</b>
301C	High Clutch (110mm ID x 1.70mm x 27T) ....	91-93	7	<b>RL4.STP13</b>
301C	High Clutch (110mm ID x 2.00mm x 27T) ....	91-ON	3-5	<b>RL4.STP11</b>
302E	Forward Non Turbo (130mm ID x 2.00mm x 24T) ....	91-ON	4-5	<b>SUB4.STP01</b>
302E	Forward With Turbo (130mm ID x 1.80mm x 24T) ....	91-ON	7	<b>SUB4.STP13</b>
303E	Overrun (115mm ID x 2.00mm x 6T) .....	91-ON	5	<b>SUB4.STP02</b>
304F	Low & Reverse 2 Thin Teeth (125mm ID x 2.00mm x 14T) ....	91-ON	6-7	<b>SUB4.STP03</b>
305H	Reduction Direct .....	91-ON	5	<b>RE5.STP01</b>
306J	Reduction Brake (120mm ID x 2.70mm x 8T) .....	91-ON	2	<b>RE5.STP02</b>
306J	Reduction Brake (120mm ID x 2.00mm x 8T) .....	91-ON	1	<b>RE5.STP03</b>
<b>PRESSURE PLATES</b>				
401C	High Clutch Pressure Plate (4.3mm) .....	91-ON	AR	<b>RE4.PP04</b>
<b>SPRINGS &amp; CIRCLIPS</b>				
<b>FILTERS</b>				
450L	Oil Filter (BMW, OEM) (19mm Pick-Up) .....	91-ON	1	<b>RE5.FIL02</b>
<b>BANDS</b>				
500B	Band (Directional) .....	91-ON	1	<b>RE4.BAN05</b>
<b>BUSHINGS</b>				
NI	Pump Body Bush .....	87-ON	1	<b>RE4.BUS01</b>

# RE5R01A (BMW A5S 300J), (JF503E)

## 5 Speed RWD (Electronic Control)



AUTOMATIC CHOICE

ILL NO.	DESCRIPTION	YEARS	QTY	PART NO
<b>THRUST WASHERS &amp; BEARINGS</b>				
600A	Thrust Washer Pump - Rev Input (Sel 0.89mm Thick Plastic) .....	87-ON	AR	RL4.THW01
600A	Thrust Washer Pump - Rev Input (Sel 1.00mm Thick Plastic) .....	87-ON	AR	RL4.THW02
600A	Thrust Washer Pump - Rev Input (Sel 1.30mm Thick Plastic) .....	87-ON	AR	RL4.THW03
600A	Thrust Washer Pump - Rev Input (Sel 1.70mm Thick Plastic) .....	87-ON	AR	RL4.THW04
600A	Thrust Washer Pump - Rev Input (Sel 1.93mm Thick Plastic) .....	87-ON	AR	RL4.THW05
601A	Race Pump to High Drum (Sel 1.60mm Thick 3 Tang) .....	87-ON	AR	RL4.THW10
601A	Race Pump to High Drum (Sel 1.78mm Thick 3 Tang) .....	87-ON	AR	RL4.THW11
601A	Race Pump to High Drum (Sel 2.00mm Thick 3 Tang) .....	87-ON	AR	RL4.THW112
604D	Race, Sun Gear Shell to Front Planet Bearing .....	87-ON	1	RE4.TOR04
605D	Race, Rear Planet to Annulus Bearing .....	87-ON	1	RE4.TOR04
606D	T.Wash Rear Ring Gear to Sprag (Plastic) .....	87-ON	1	RL4.THW06
652D	Bearing Front Planet to S.Gear	87-ON	1	RE4.BE04
651D	Race Rear of Sun Shell (Can Use RE4.TOR05) .....	87-ON	1	RL4 THW07
651D	Race Rear of Sun Shell (Can Use RL4.THW07) .....	87-ON	1	RE4 TOR05
654D	Race Rear of Rear Planet (Can Use RE4.TOR05) .....	87-ON	1	RL4.THW07
654D	Race Rear of Rear Planet (Can Use RL4.THW07) .....	87-ON	1	RE4.TOR05
607D	T.Wash Overrun Clutch Hub (Plastic) .....	87-ON	1	RL4.THW06
656F	Inner Hub to Inner Race Bearing (Open Face One Side 59mm OD) .	88-ON	1	RE4.THW02
657F	Shim Fwd Drum to Hub Update (Replaces Bearing With Race)..	88-ON	1	RE4.TOR02
<b>ELECTRICAL COMPONENTS</b>				
700L	Solenoid Set (4 Solenoids) (BMW) (Shift A, B, C & Overrun Clutch)	91-ON	1	RE5.SOL11
702L	Solenoid Set (2 Solenoids) (BMW) Pressure Control & Lock-Up (EPC & TCC) .....	91-ON	1	RE5.SOL12
NI	Reverse Lock Out (BMW) .....	91-ON	1	RE5.SOL13
<b>VALVE BODY PARTS</b>				

ILL NO.	DESCRIPTION	YEARS	QTY	PART NO
<b>HARD PARTS</b>				
818D	Planetary Package (42 Tooth Sun Gear No Brgs) ...	91-ON	1	RE4.PL02
818D	Planetary Package (37 Tooth Sun Gear W/ Brgs)....	91-ON	1	RE4.PL03
814D	Front Planetary Assy (33T Fnt Sun Gear 2 Groove)...	91-ON	1	RE4.PL04
805B	Drum, Reverse Input .....	91-ON	1	RE4.DRU02
NI	Pump Kit (Slotted) .....	91-ON	1	RE4.PUM02
821D	Overrun Clutch Hub .....	91-ON	1	RE4.DRU01
826E	Sprag, Low Sprag (30 Elements 10.31mm Wide) ..	91-ON	1	RE4.OWC02
<b>SPECIAL ITEMS</b>				
<b>TOOLS &amp; MANUALS</b>				



THE AUTOMATIC TRANSMISSION PARTS WAREHOUSE